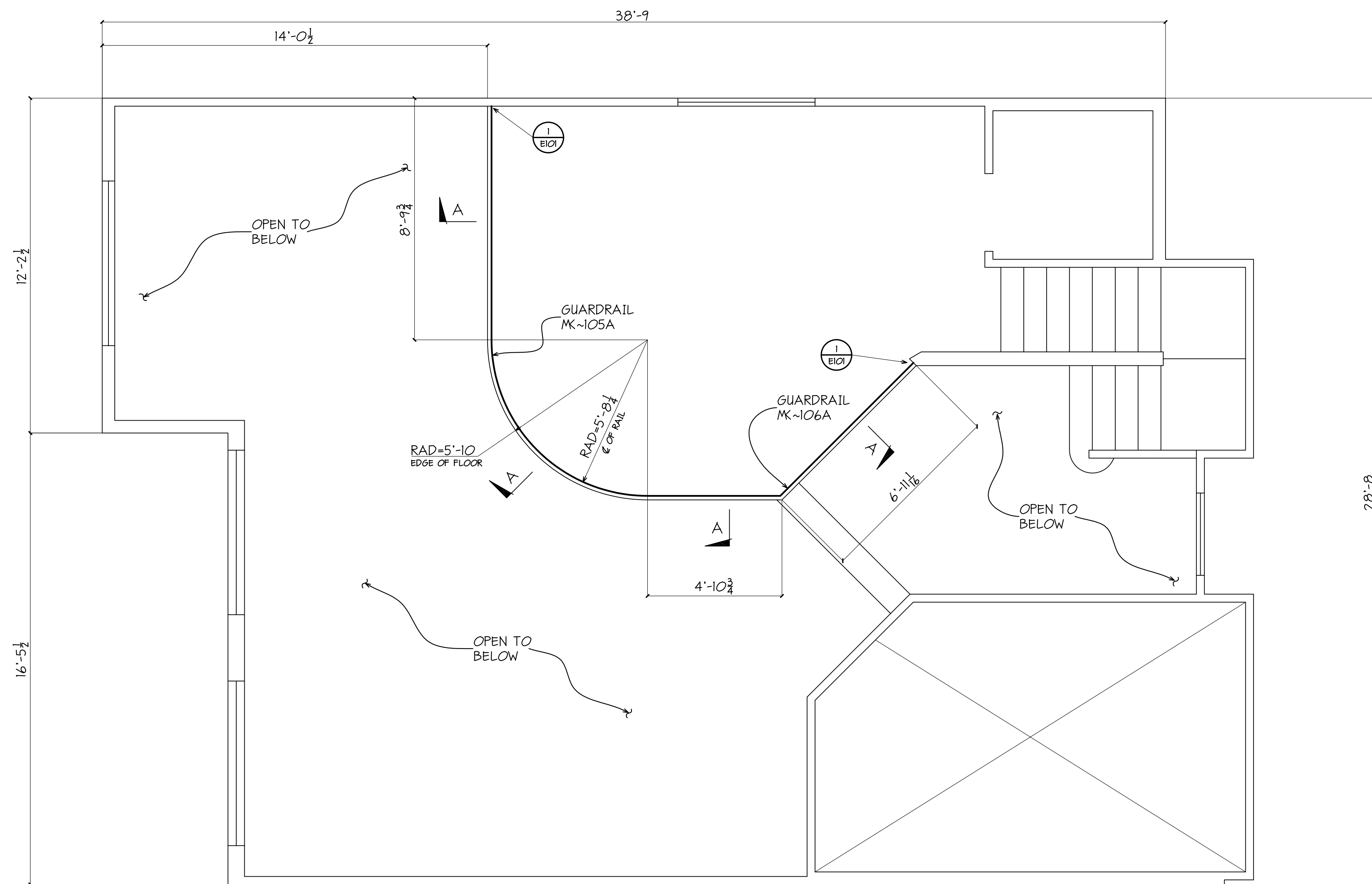
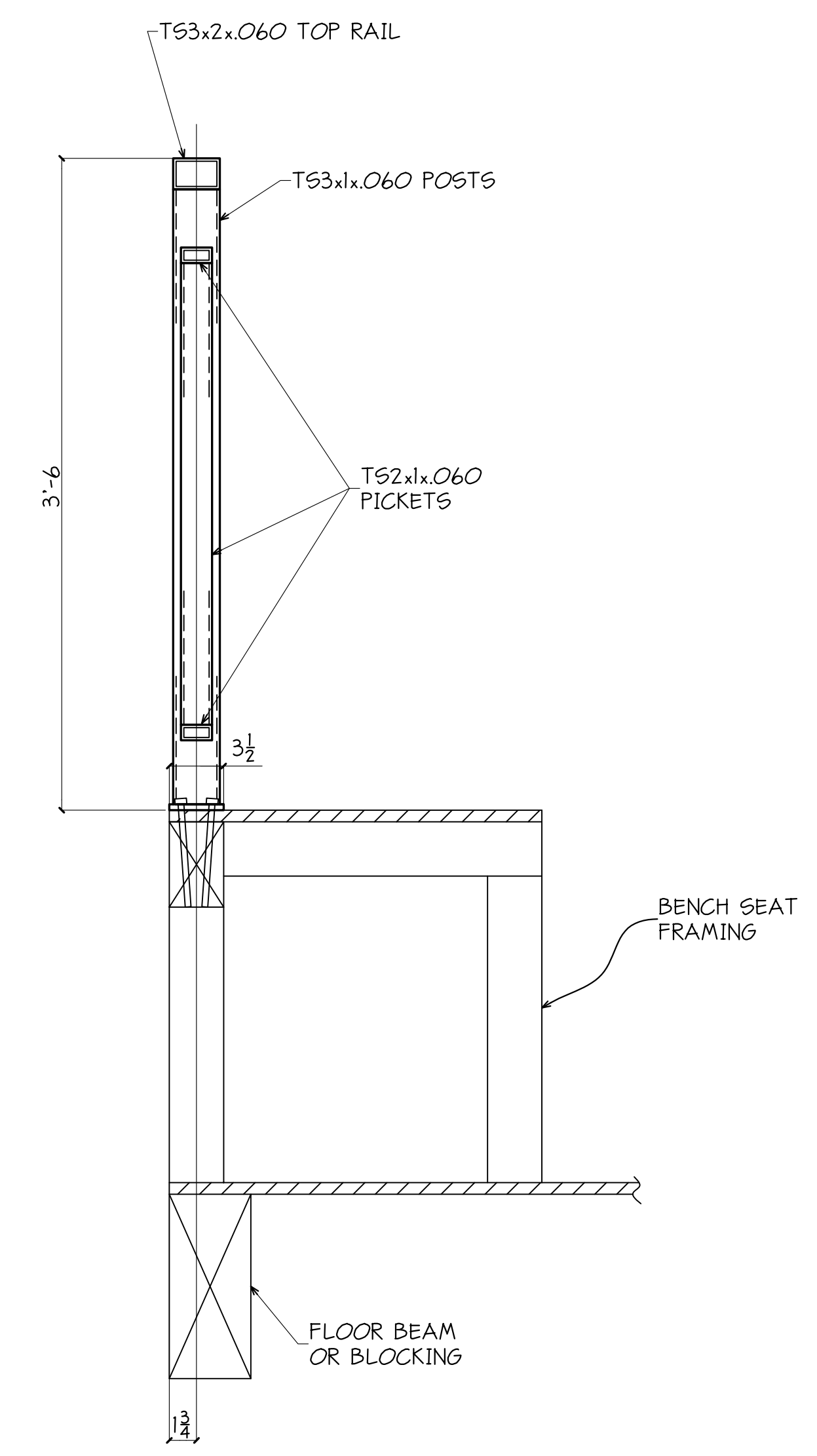


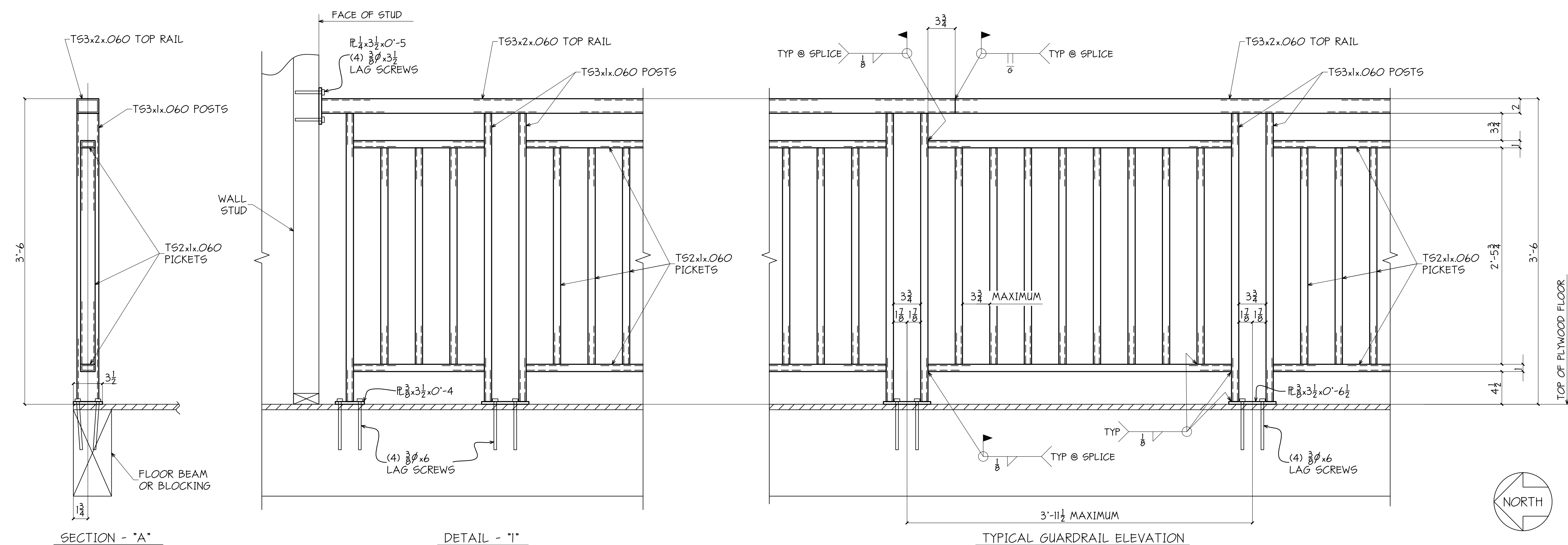
Copyright © 2006 by Practical Drafting Solutions. All rights reserved. Except as permitted under the United States Copyright Act of 1976, no part of this document may be reproduced or distributed without written permission from PDS.



PLAN OF UNIT 'I-5' AT LOFT ABOVE FIFTH FLOOR



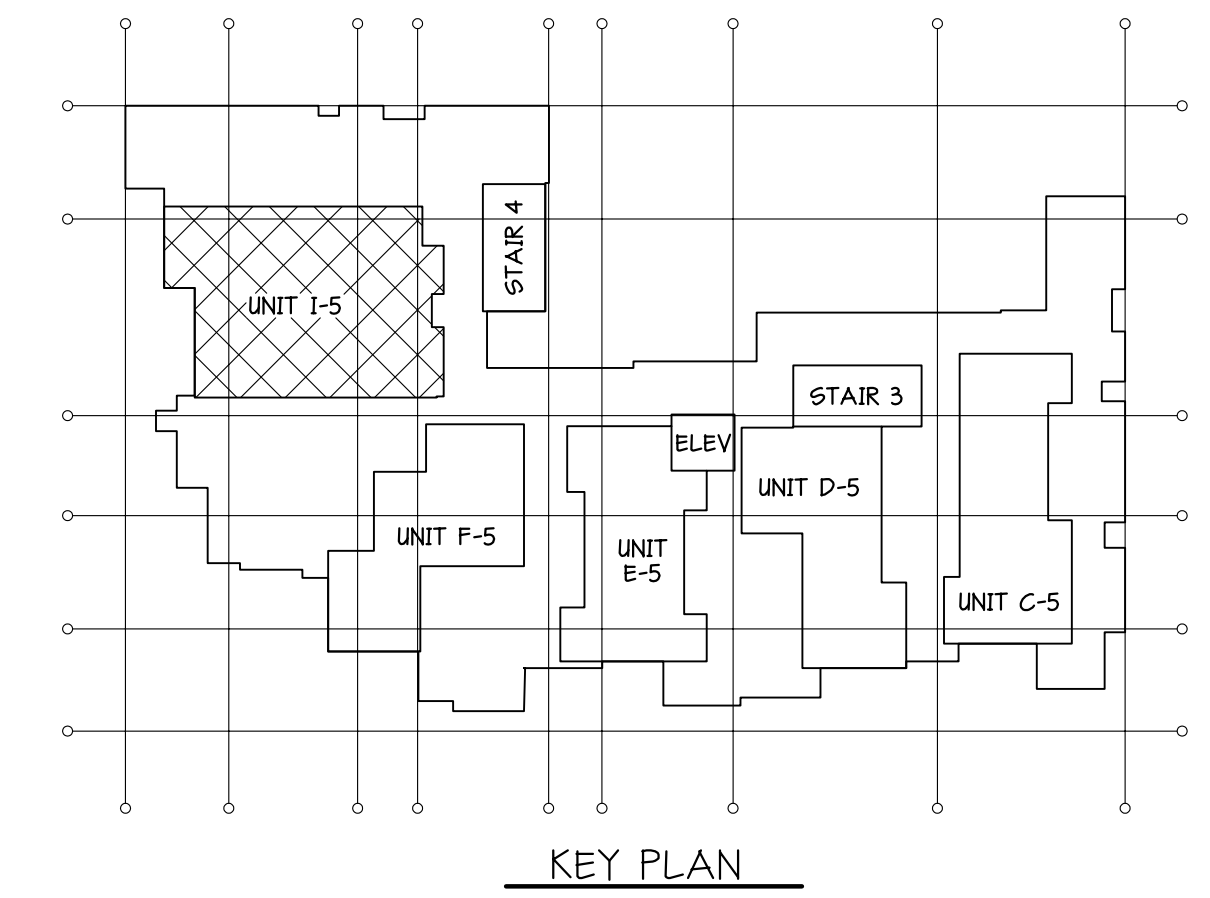
SECTION - "B"



SECTION - "A"

DETAIL - "I"

TYPICAL GUARDRAIL ELEVATION




KEY PLAN

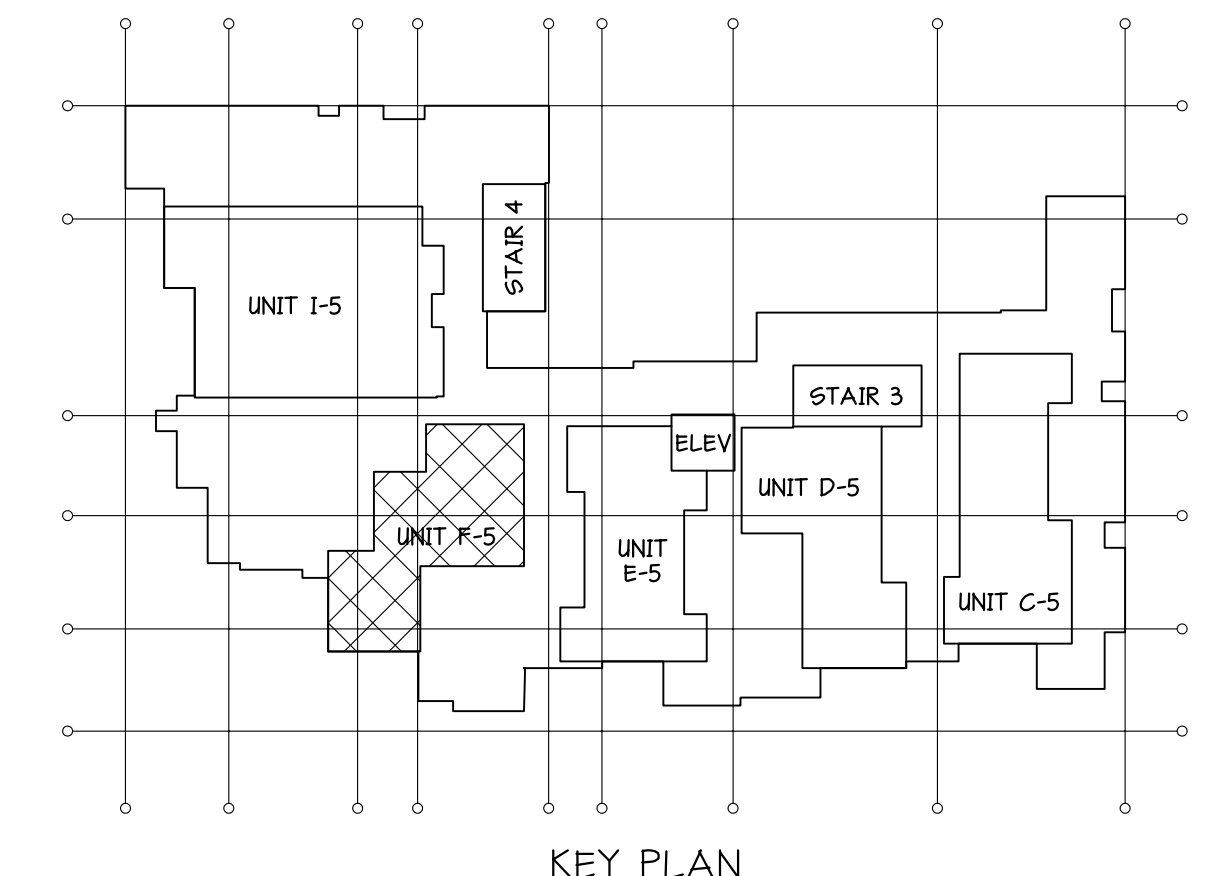
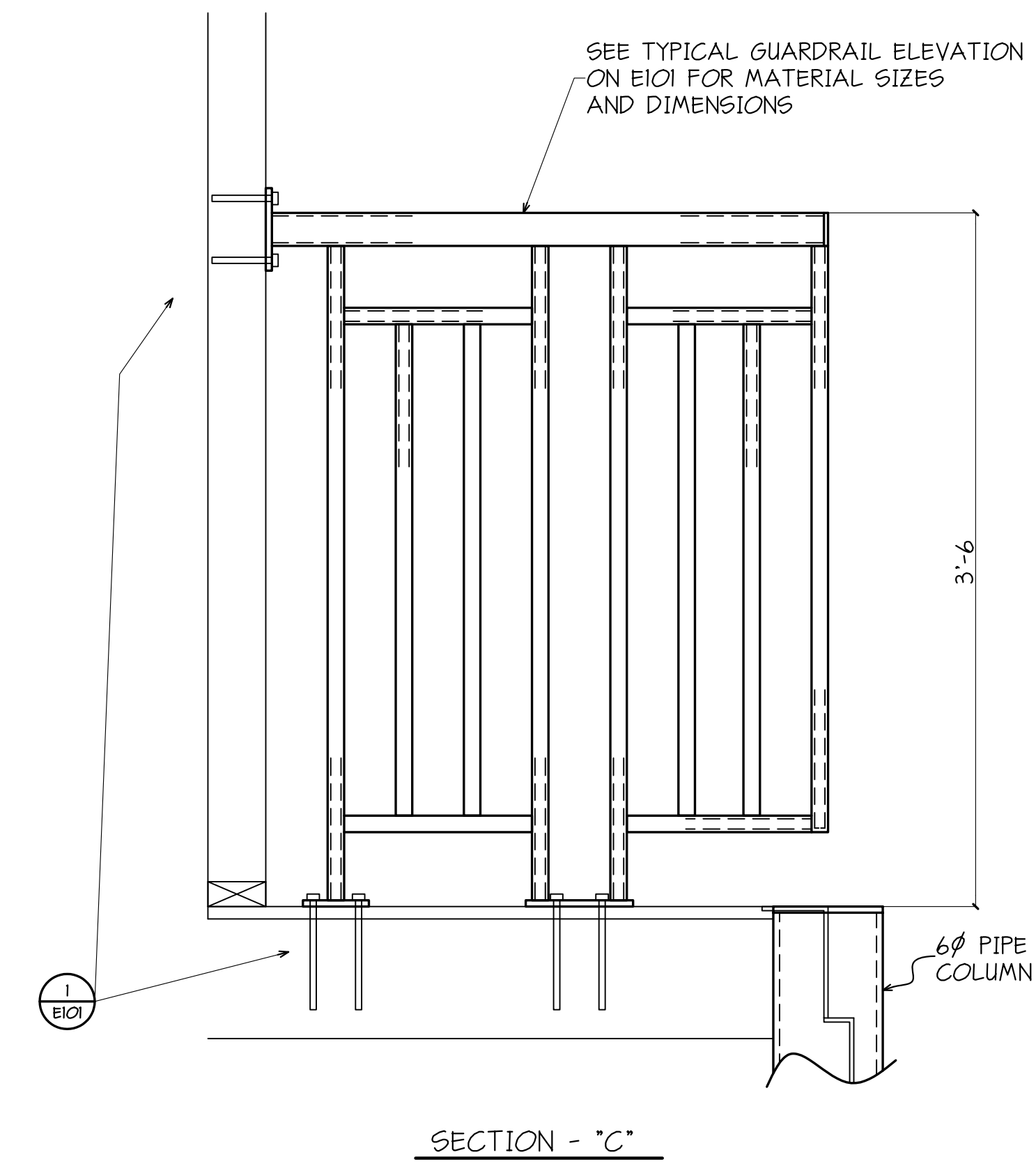
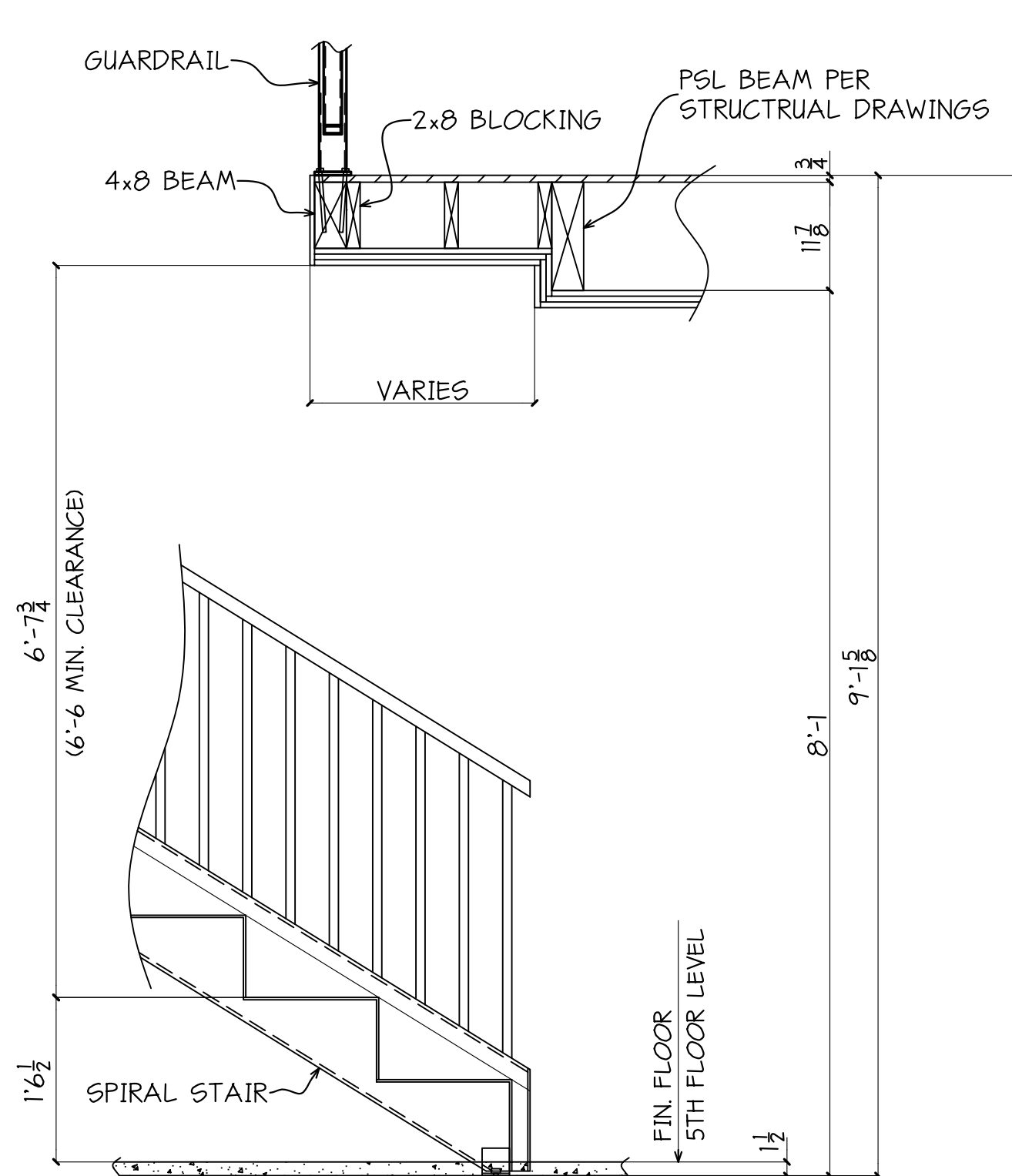
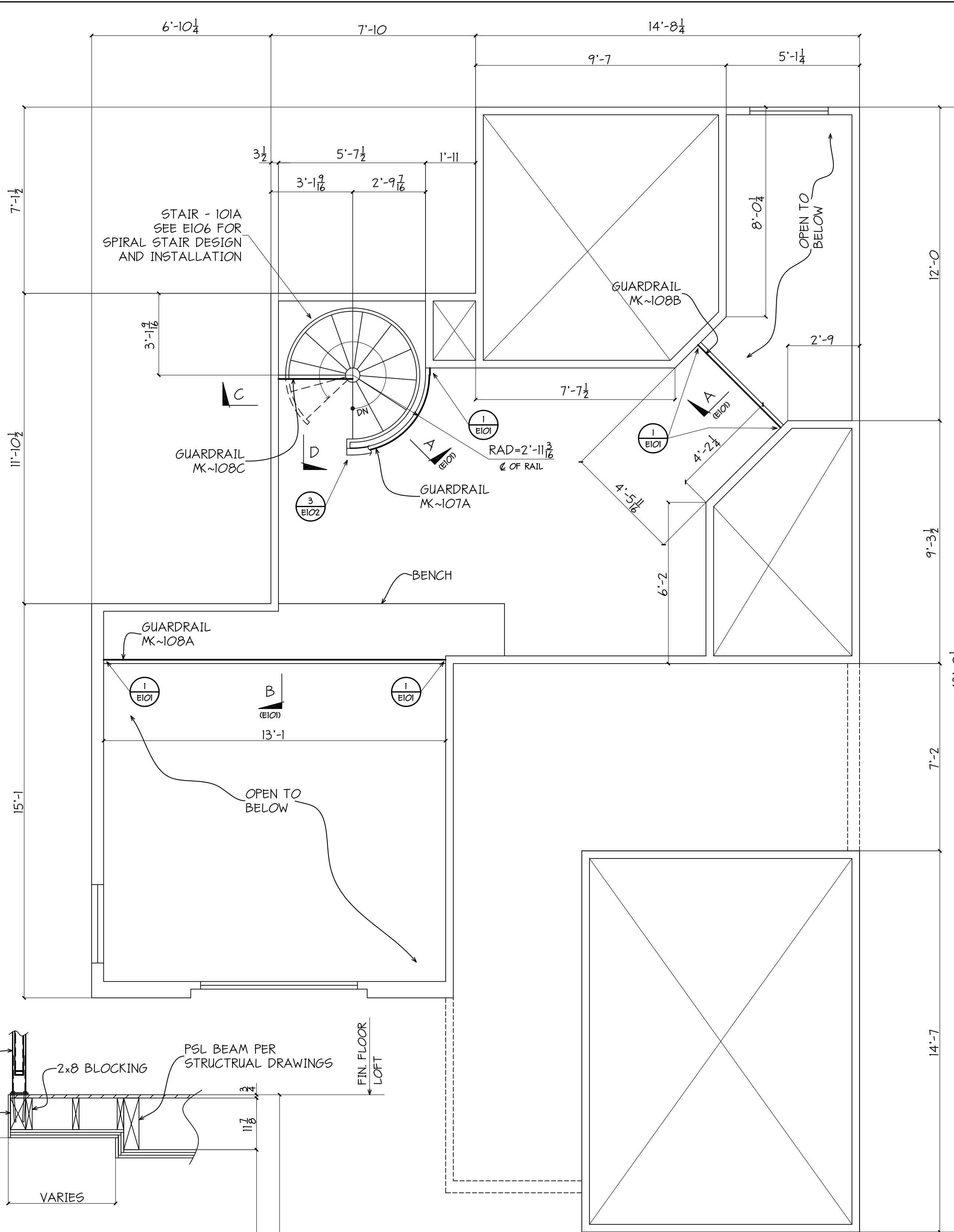
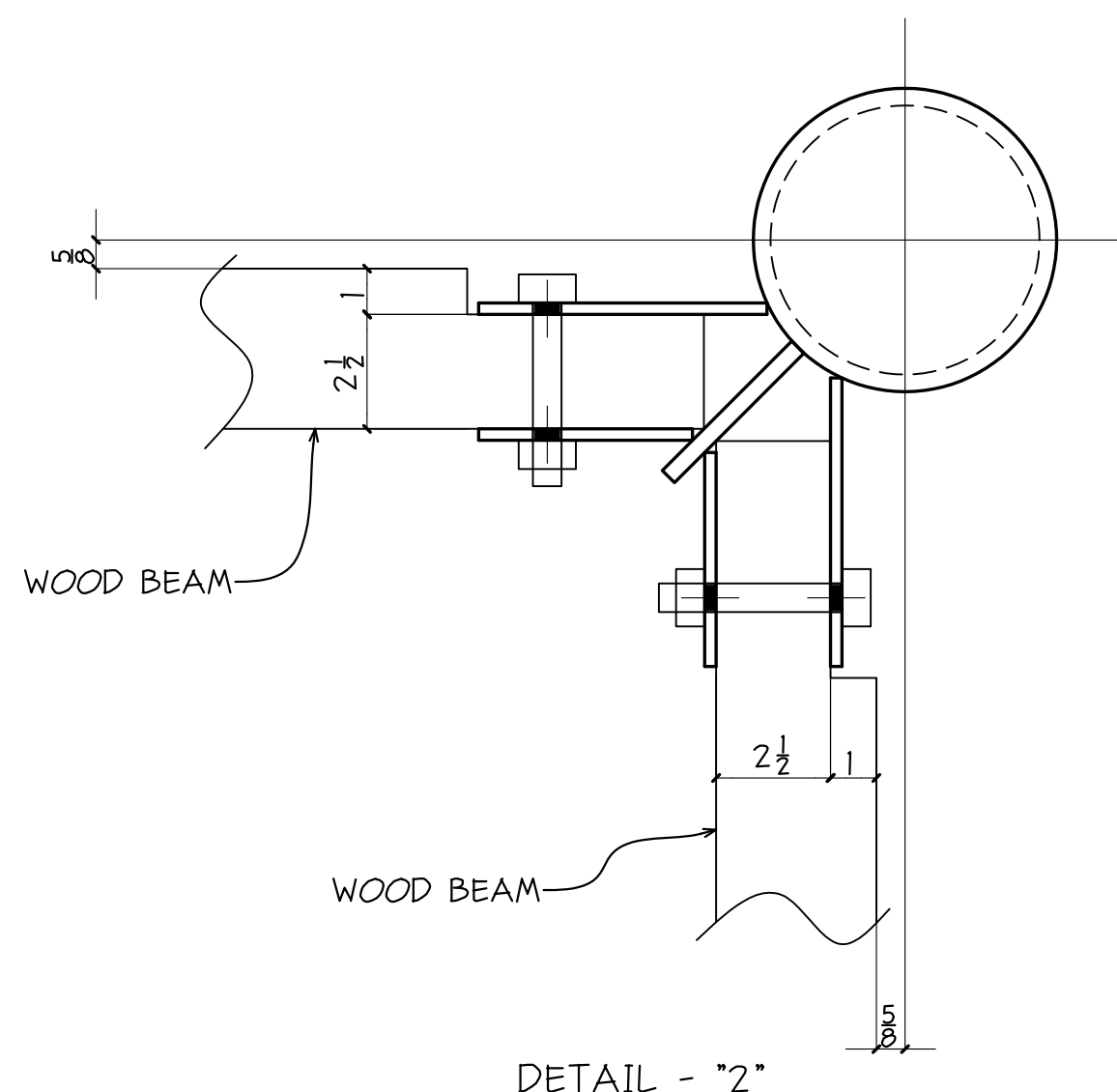
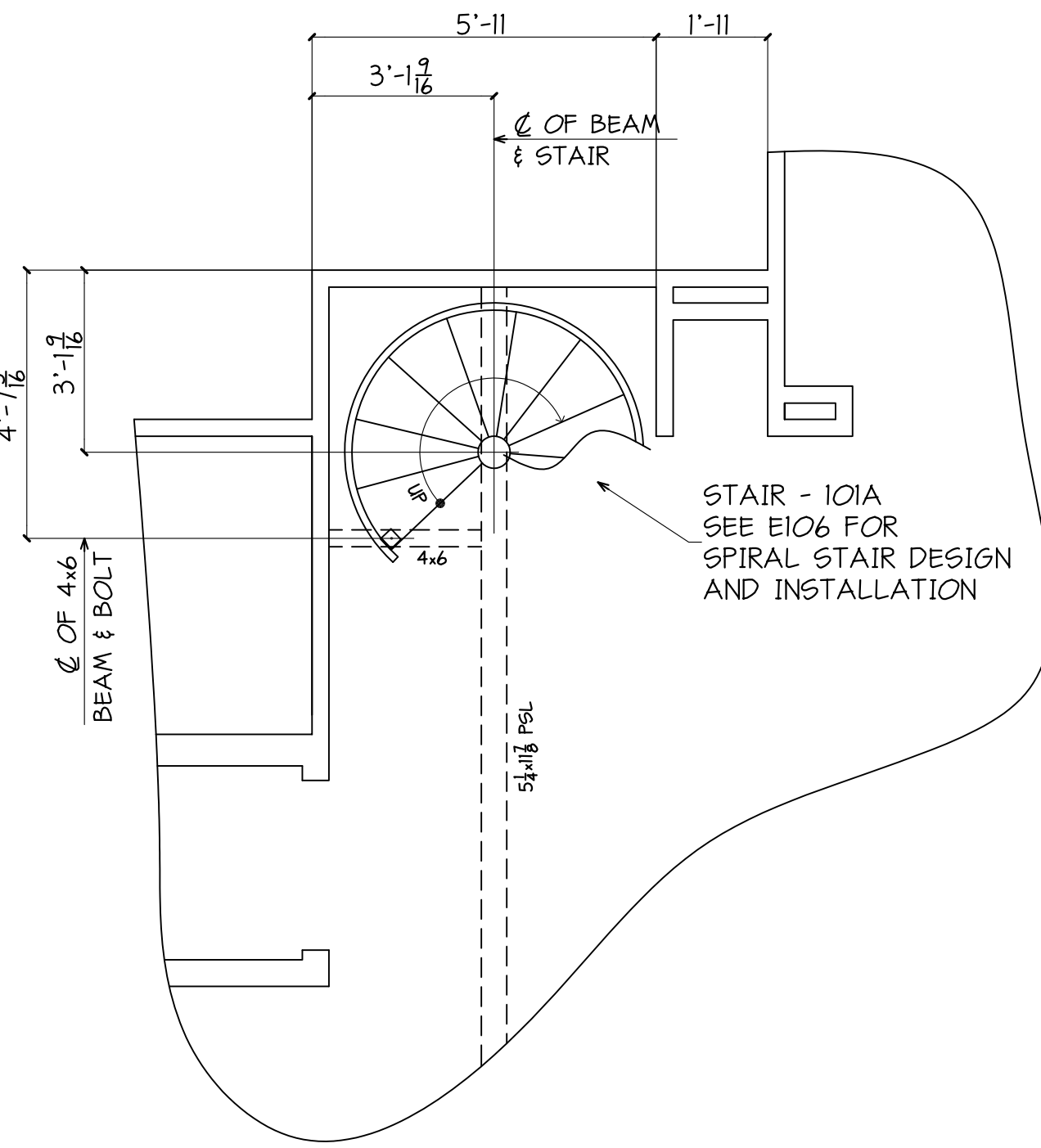
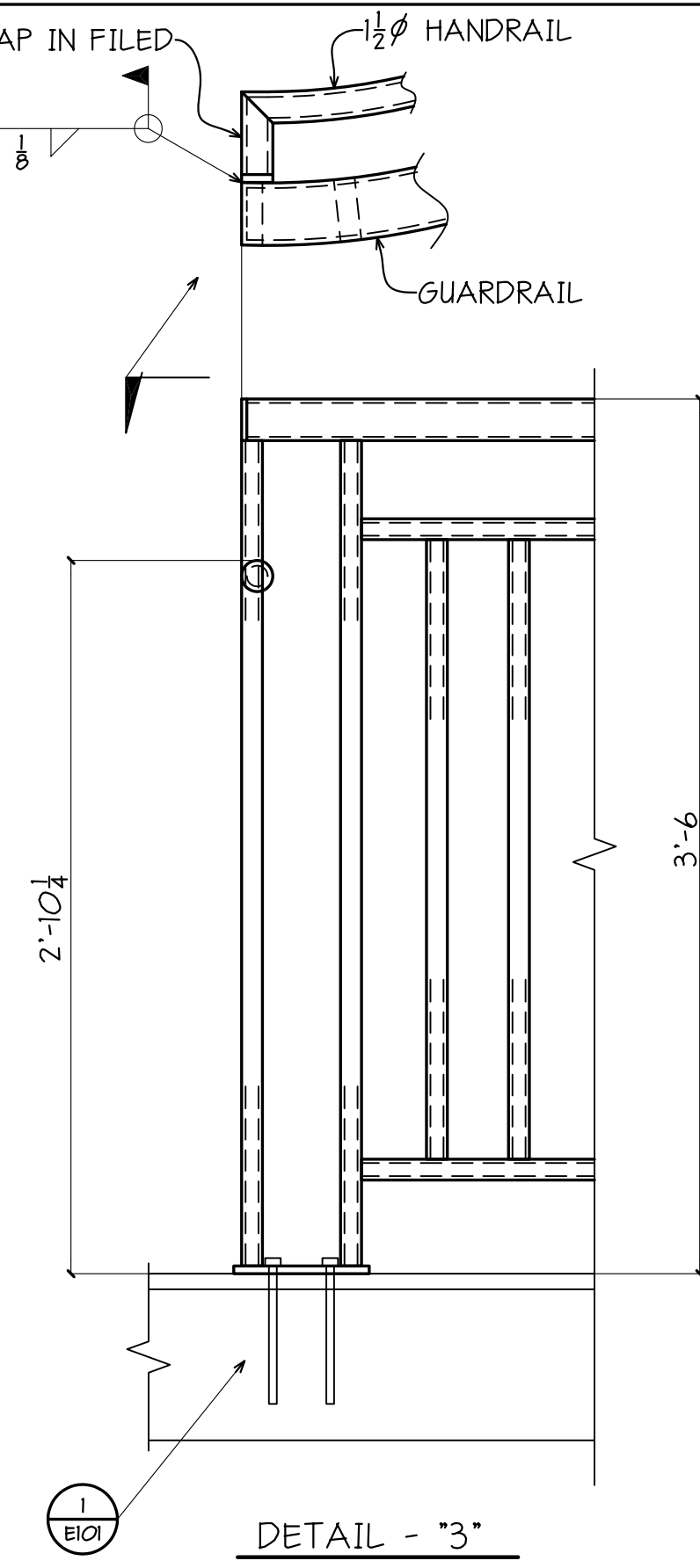
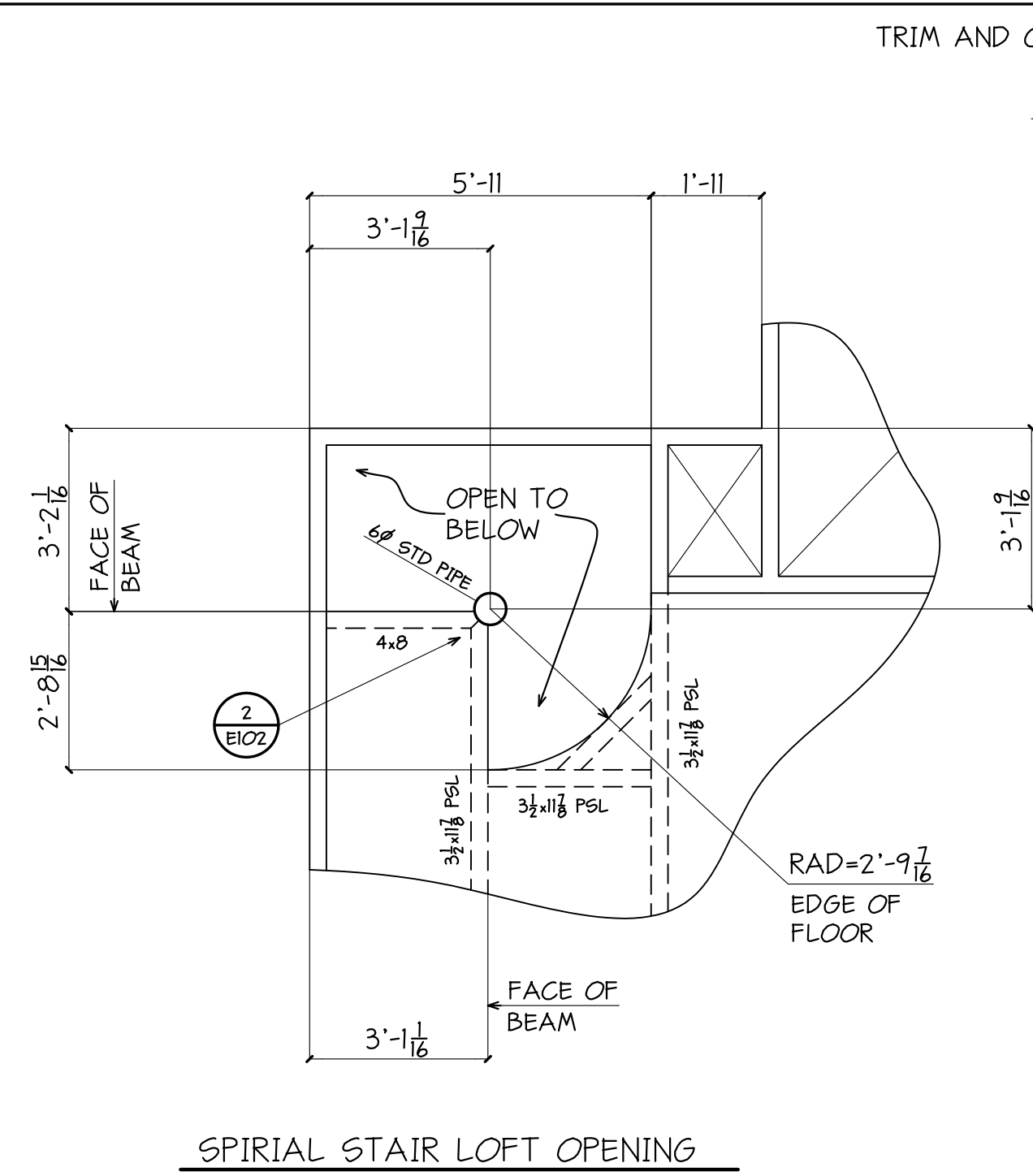
ALL STEEL IS GRADE A36 U.N.
ALL WIDE FLANGE STEEL IS GRADE A992 U.N.
ALL TUBE STEEL IS GRADE A500-B U.N.

REVISIONS		PRINT RECORD	
NO.	DATE	DESCRIPTION	DATE
2/1/06		UPDATED PER ENGINEERS COMMENTS	
5/15/06		UPDATED PER APPROVAL	
6/21/06		ADDED SHIPPING MARKS	

PAINT	PER SPECS	HOLES UN. AS NOTED	WELD UN. E70-LH	APPL.	SHOP
PROJECT: TRILOGY ON 5th, 3241-3255 FIFTH AVENUE, SAN DIEGO, CALIFORNIA					
DESCRIPTION: UNIT 'I-5' LOFT HANDRAIL PLAN					
ARCH: COLBOURN-CURRIER-NOLL					
CUSTOMER: MAYFAIR HOMES, INC.					




Copyright © 2006 by Practical Drafting Solutions. All rights reserved. Except as permitted under the United States Copyright Act of 1976, no part of this document may be reproduced or distributed without written permission from PDS.



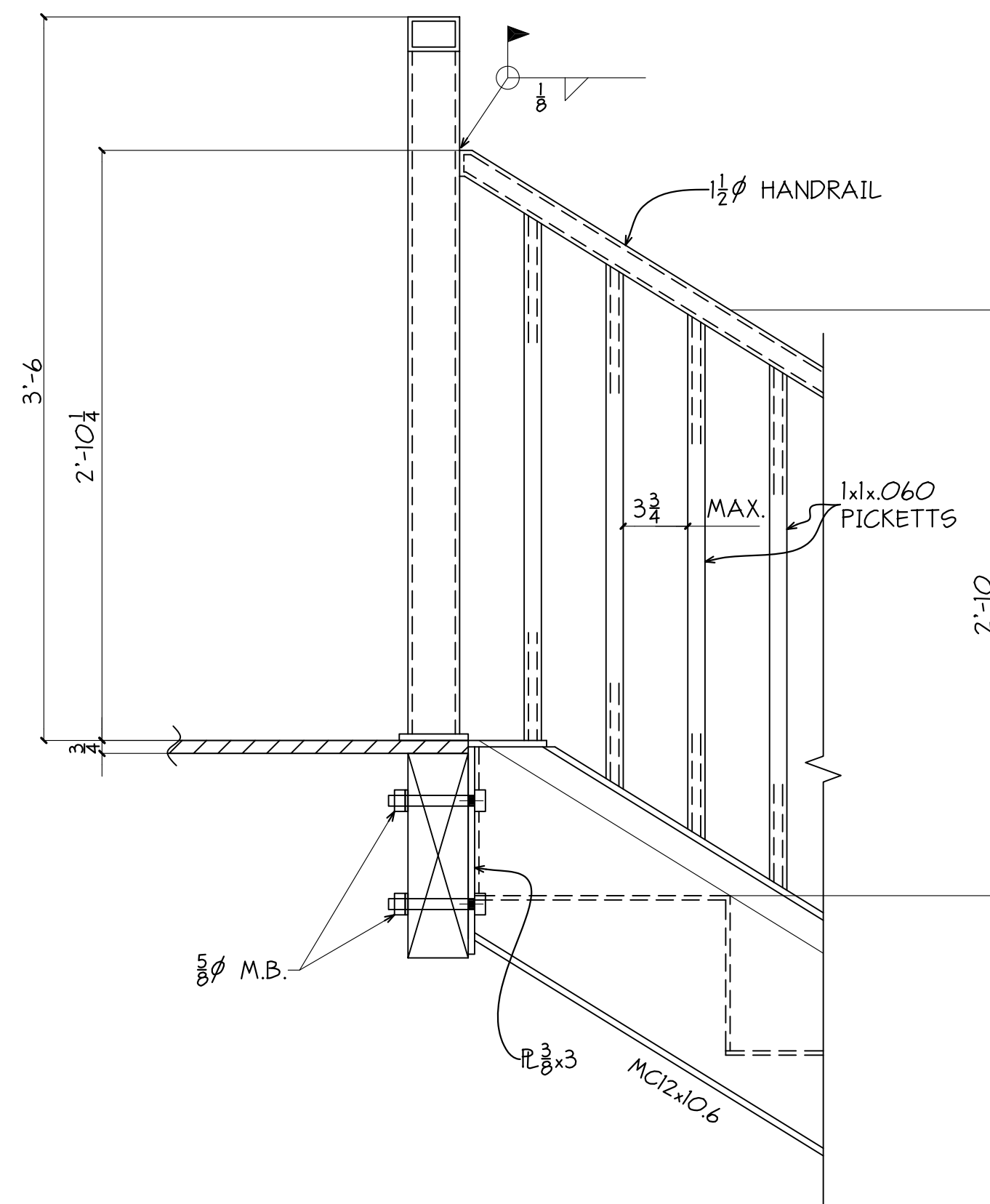
ALL STEEL IS GRADE A36 U.N.
ALL WIDE FLANGE STEEL IS GRADE A992 U.N.
ALL TUBE STEEL IS GRADE A500-B U.N.

REVISIONS		PRINT RECORD	
NO.	DATE	DESCRIPTION	DATE
2/1/06		UPDATED PER ENGINEERS COMMENTS	
5/15/06		UPDATED PER APPROVAL & ADDED SHIP MARKS	
6/21/06		ADDED SHIPPING MARKS	

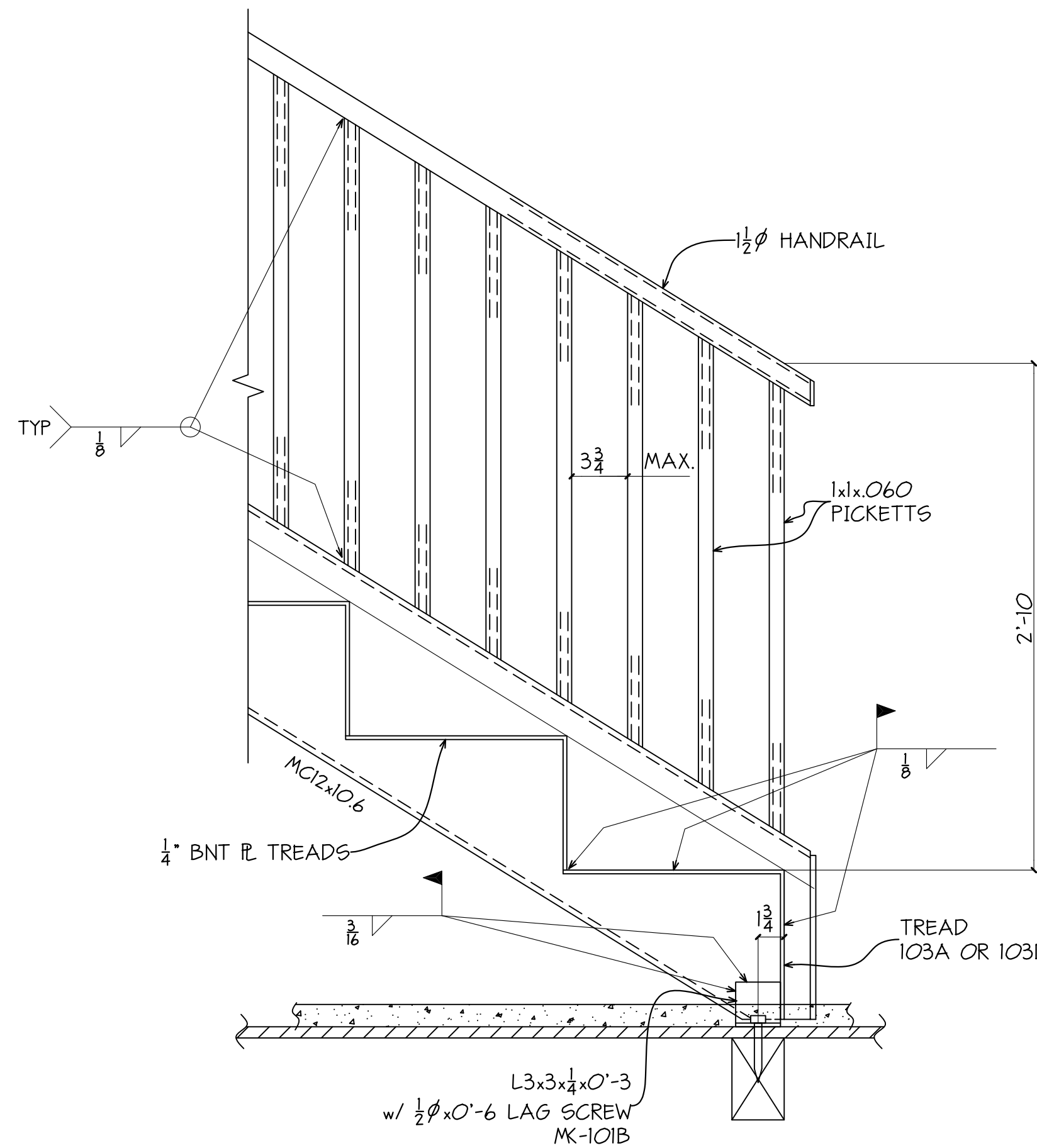
PAINT	PER SPECS	HOLES UN. AS NOTED	WELD UN. E70-LH	APPL	SHOP
PROJECT	TRILOGY ON 5th 3241-3255 FIFTH AVENUE SAN DIEGO, CALIFORNIA			DATE	1-02-06
DESCRIPTION	UNIT 'F-5' LOFT HANDRAIL PLAN			CHK'D BY	PDS
ARCH.	COLBOURN-CURRIER-NOLL	ENG.	HTK STRUC ENG	JOB NO.	332
CUSTOMER	MAYFAIR HOMES, INC.			SHT. NO.	E102



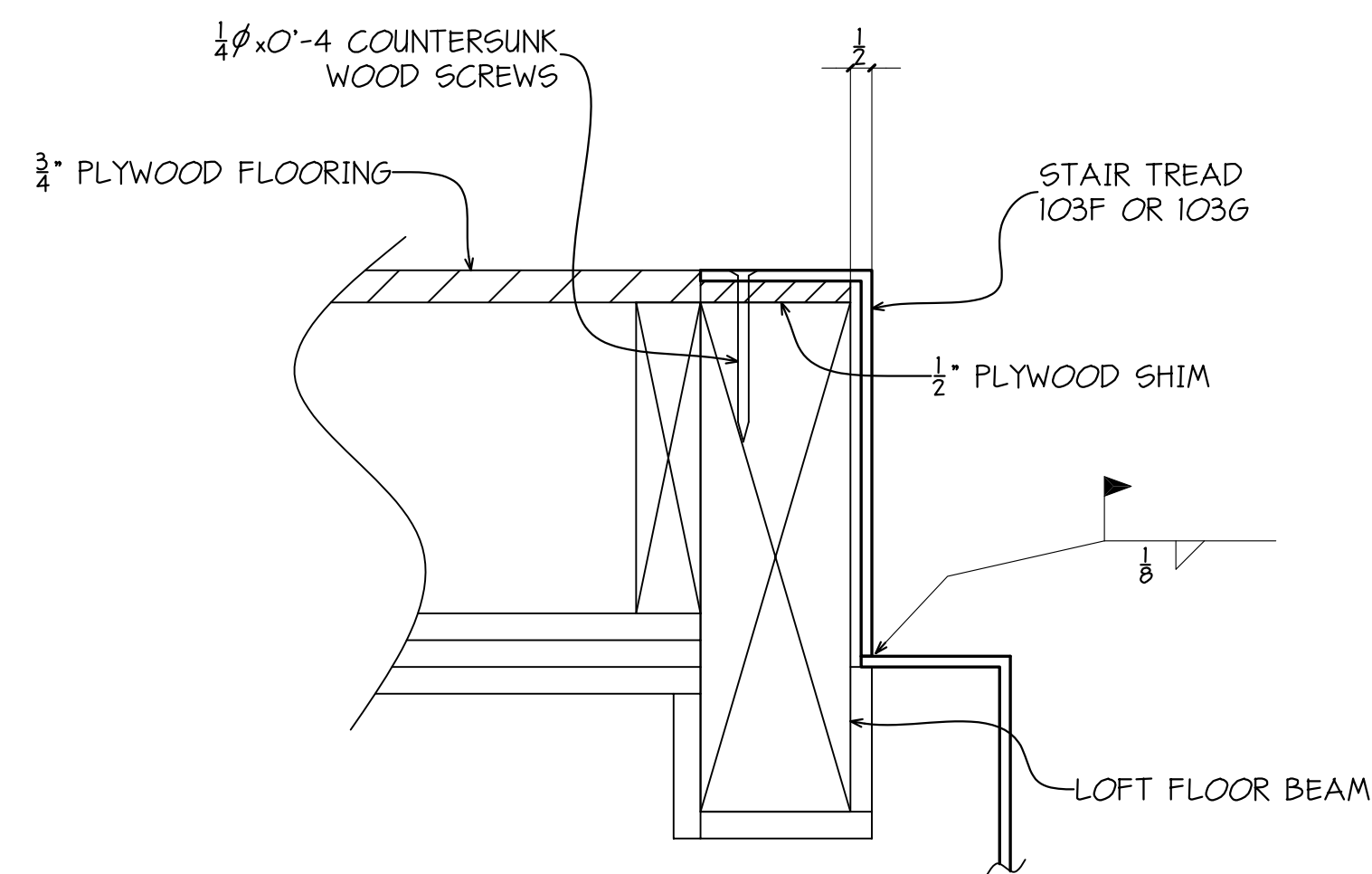
Copyright © 2006 by Practical Drafting Solutions. All rights reserved. Except as permitted under the United States Copyright Act of 1976, no part of this document may be reproduced or distributed without written permission from PDS.



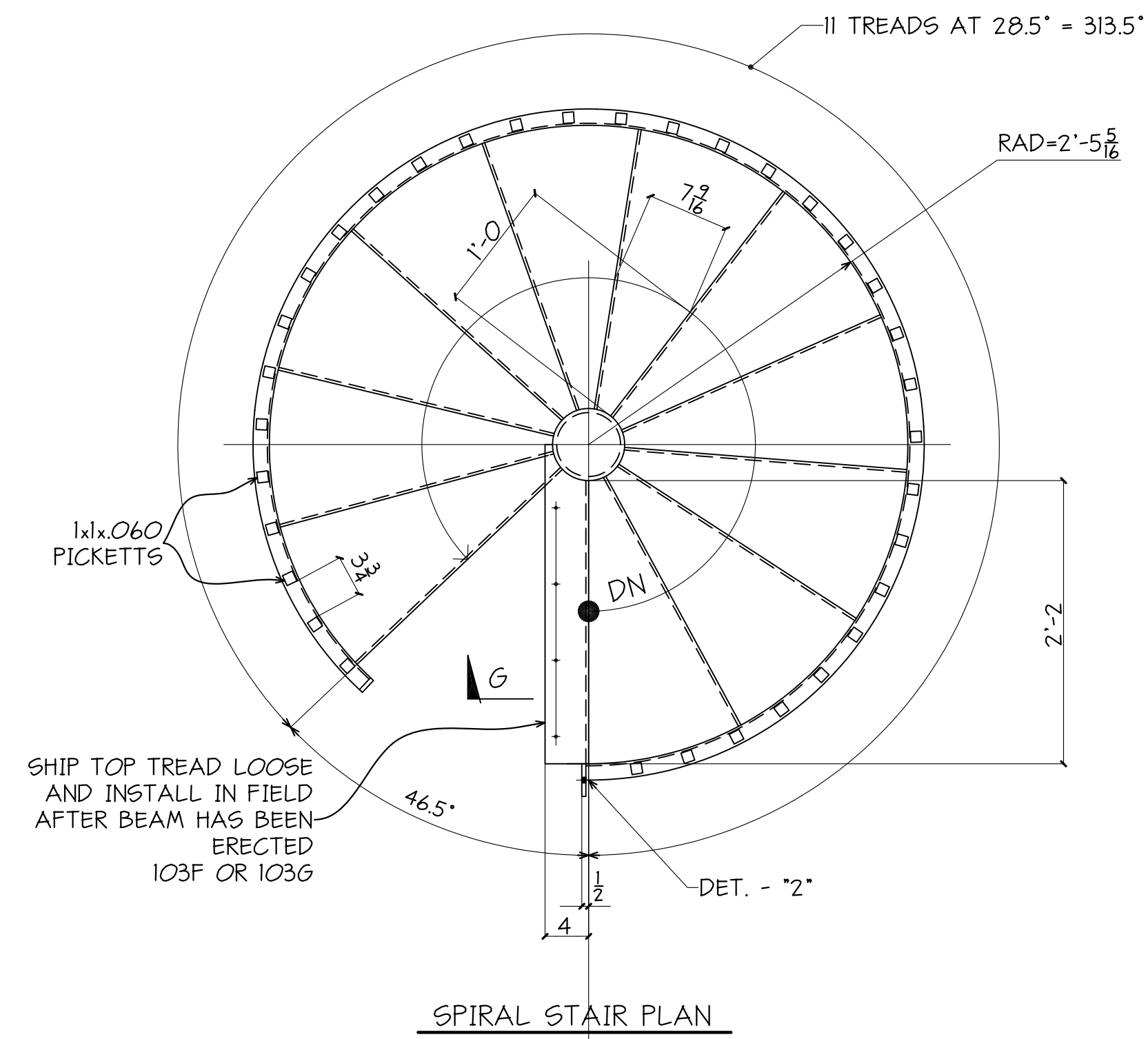
DETAIL - "2"



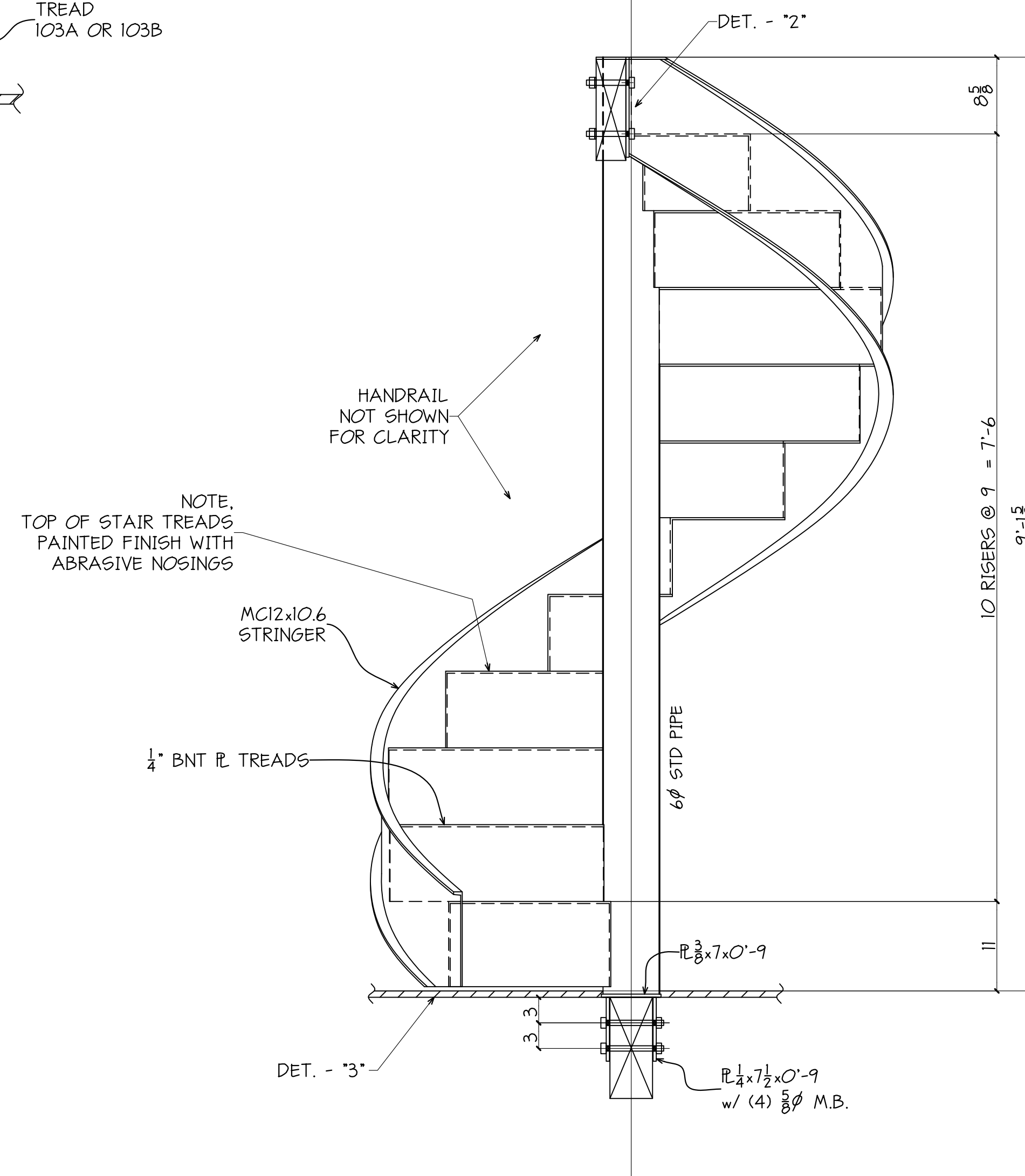
DETAIL - "3"



SECTION - "6"



SPIRAL STAIR PLAN



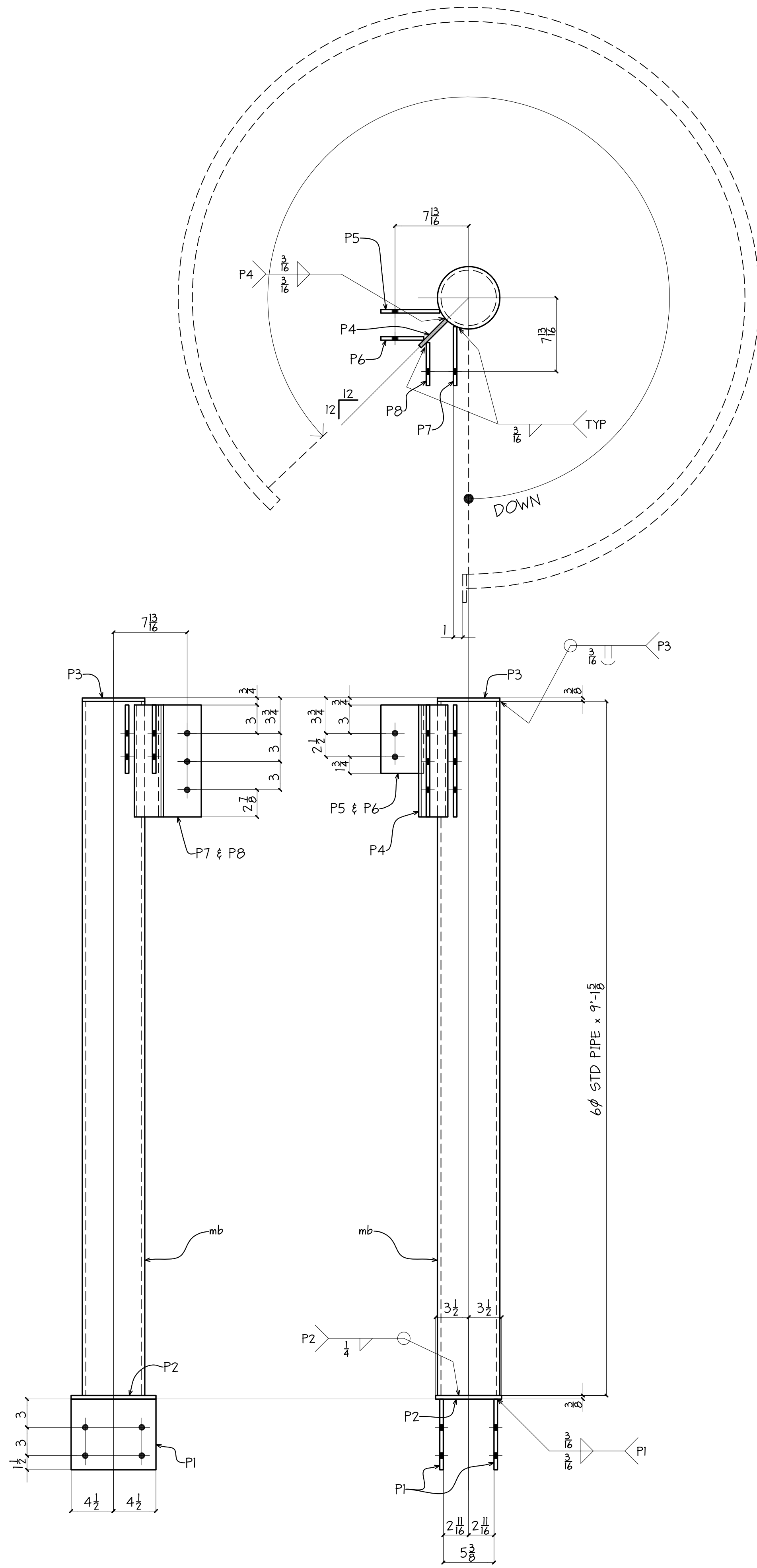
SPIRAL STAIR ELEVATION

ALL STEEL IS GRADE A36 U.N.
ALL WIDE FLANGE STEEL IS GRADE A992 U.N.
ALL TUBE STEEL IS GRADE A500-B U.N.

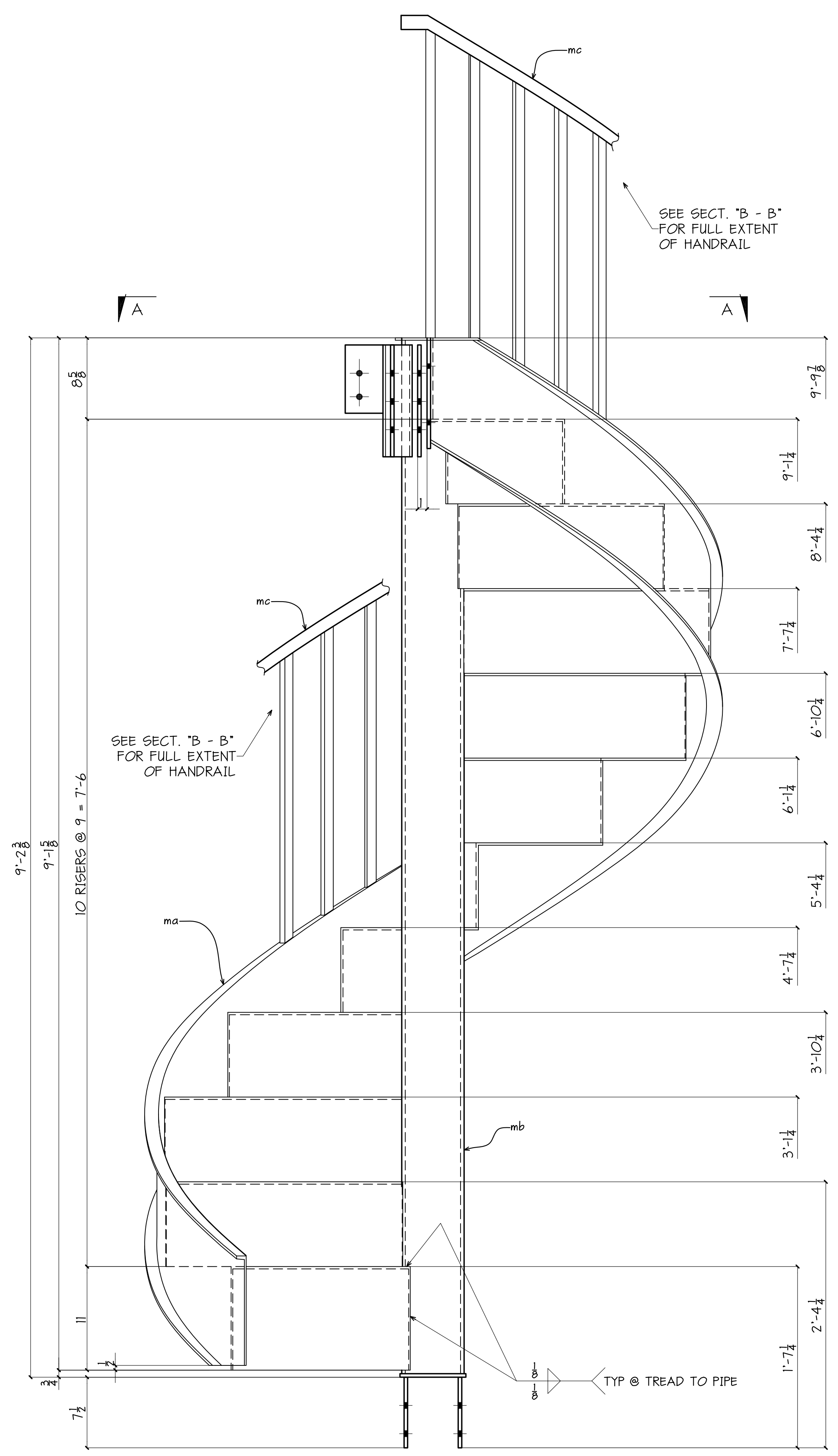
REVISIONS		PRINT RECORD	
NO.	DATE	DESCRIPTION	DATE
2/1/06		UPDATED PER ENGINEERS COMMENTS	
5/15/06		UPDATED PER COMMENTS AND ADDED SHIP MARKS	
6/21/06		REVISED HANDRAIL TO GUARDRAIL CONNECTION	

PAINT	PER SPECS	HOLES UN. AS NOTED	WELD UN. E70-LH	APPL	SHOP
PROJECT	TRILOGY ON 5th 3241-3255 FIFTH AVENUE SAN DIEGO, CALIFORNIA			DATE	1-09-06
DESCRIPTION	SPIRAL STAIR DETAILS			CHKD BY	PDS
ARCH.	COLBOURN-CURRIER-NOLL	ENG.	HTK STRUC ENG	JOB NO.	332
CUSTOMER	MAYFAIR HOMES, INC.			SHT. NO.	E106

Copyright © 2006 by Practical Drafting Solutions. All rights reserved. Except as permitted under the United States Copyright Act of 1976, no part of this document may be reproduced or distributed without written permission from PDS.



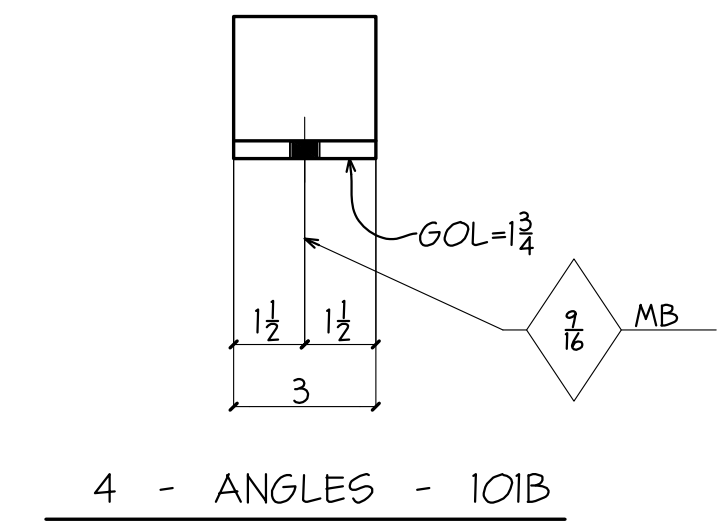
DETAIL OF PIPE ASSEMBLY



2 - STAIR ASSEMBLIES - 101A

BILL OF MATERIAL

SHIP MARK	PIECE MARK	QTY	DESCRIPTION	LENGTH	REMARKS
101A		2	STAIR ASSY'S		
	ma	2	MC12x10.6	16'-3 1/2"	ROLLED
	mb	2	6" STD PIPE	9'-1 1/8"	A53-B SC2E
	mc	2	T51 1/2 x 1/2 x .060	15'-11 1/4"	ROLLED
	P1	4	P 3/8 x 7 1/2	0'-9"	
	P2	2	P 3/8 x 7	0'-9"	
	P3	2	P 3/8 x 6 5/8	0'-6 5/8"	
	P4	2	P 3/8 x 4	0'-11 1/8"	
	P5	2	P 1/4 x 6 7/8	0'-7 1/4"	
	P6	2	P 1/4 x 4 1/2	0'-7 1/4"	
	P7	2	P 1/4 x 6 7/8	0'-11 1/8"	
	P8	2	P 1/4 x 4 1/2	0'-11 1/8"	
	P9	2	P 1/4 x 1 1/2	0'-11 1/8"	
	P10	2	P 3/8 x 5 5/8	0'-5 5/8"	
	P11	2	P 3/8 x 3	1'-0"	
	P12	2	P 1/4 x 1 1/2	0'-1 1/2"	
	P13	66	T51x1x.060	2'-6 1/2"	
	P14	2	T51x1x.060	2'-7"	
	P15	2	T51x1x.060	2'-8 1/2"	
	P16	2	T51 1/2 x 1/2 x .060	0'-3 1/2"	
	P18	2	T51 1/2 x 1/2 x .060	0'-7 1/2"	
	103A	2	TREAD		
	103C	20	TREAD		
	103F	2	TREAD		
101B		4	L3x3x 1/4	0'-3"	



4 - ANGLES - 101B

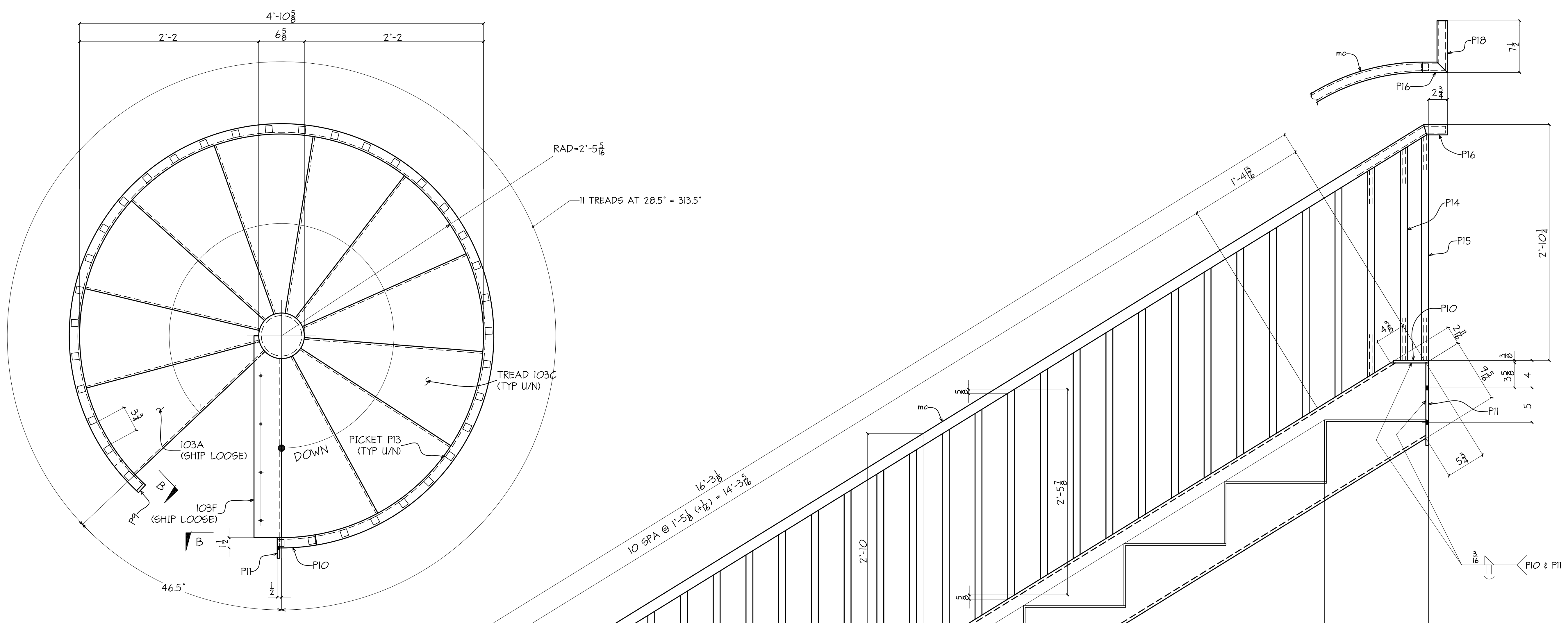
ALL STEEL IS GRADE A36 U.N.
ALL WIDE FLANGE STEEL IS GRADE A992 U.N.
ALL TUBE STEEL IS GRADE A500-B U.N.

NO.		REVISIONS		PRINT RECORD	
NO.	DATE	DESCRIPTION	DATE	QTY.	ISSUED

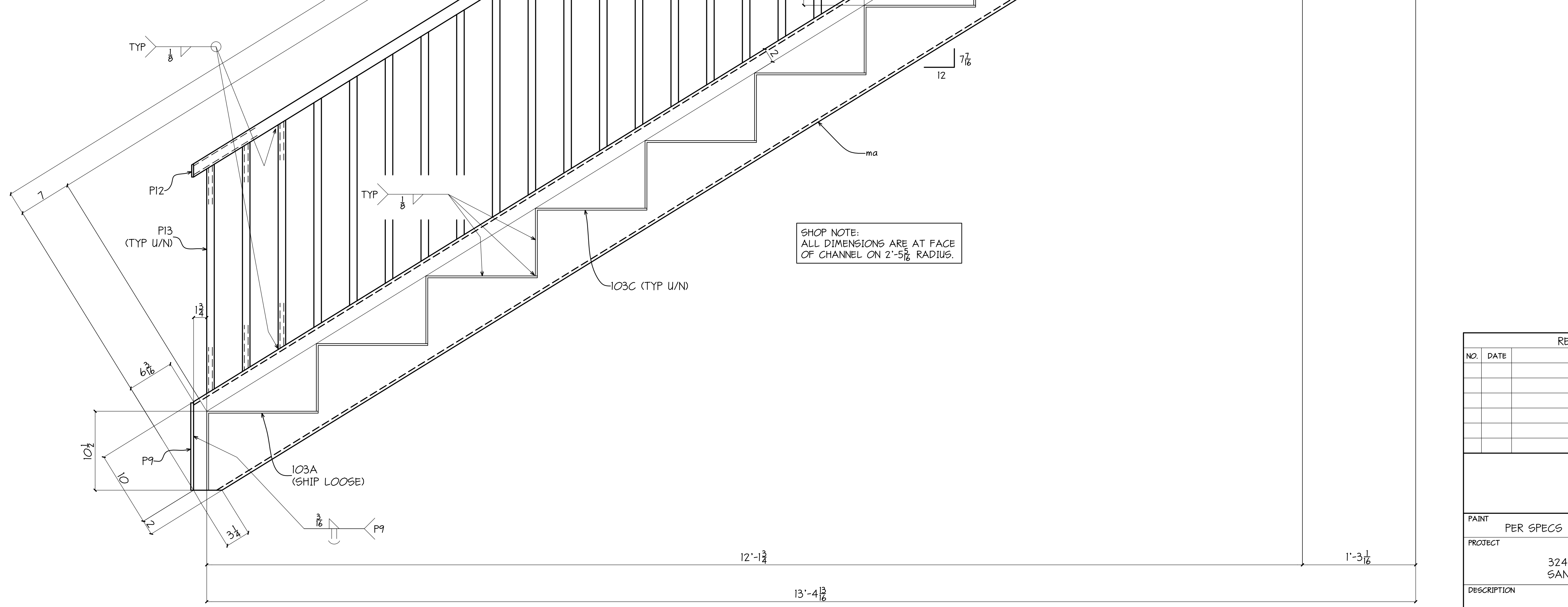
PAINT	PER SPECS	HOLES UN. 1/2"	WELD UN. E70-LH	APPL.	SHOP
PROJECT TRILOGY ON 5th 3241-3255 FIFTH AVENUE SAN DIEGO, CALIFORNIA					
DESCRIPTION STAIR DETAIL					
ARCH. COLBOURN-CURRIER-NOLL				CHKD BY PDS	DATE 5-11-06
ENG. HTK STRUC ENG				JOB NO. 332	DRAWN BY PDS
CUSTOMER MAYFAIR HOMES, INC.				SHT. NO. 101A	

WORK THIS DRAWING WITH DRAWING 101B

Copyright © 2006 by Practical Drafting Solutions. All rights reserved. Except as permitted under the United States Copyright Act of 1976, no part of this document may be reproduced or distributed without written permission from PDS.



SECTION "A - A"



SECTION "B - B"

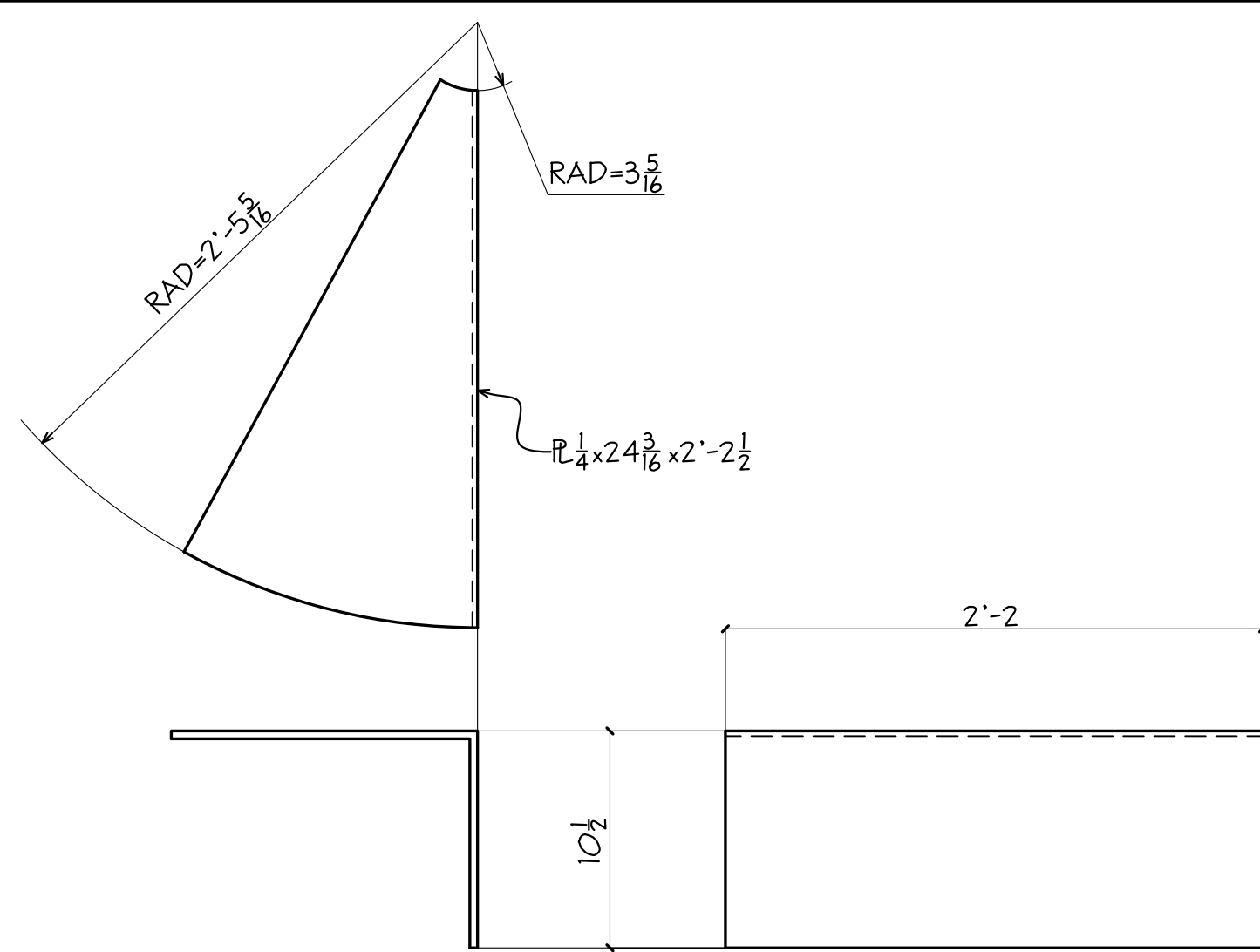
SHOP NOTE:
ALL DIMENSIONS ARE AT FACE
OF CHANNEL ON 2'-5 1/8" RADIUS.

REVISIONS		PRINT RECORD			
NO.	DATE	DESCRIPTION	DATE	QTY.	ISSUED

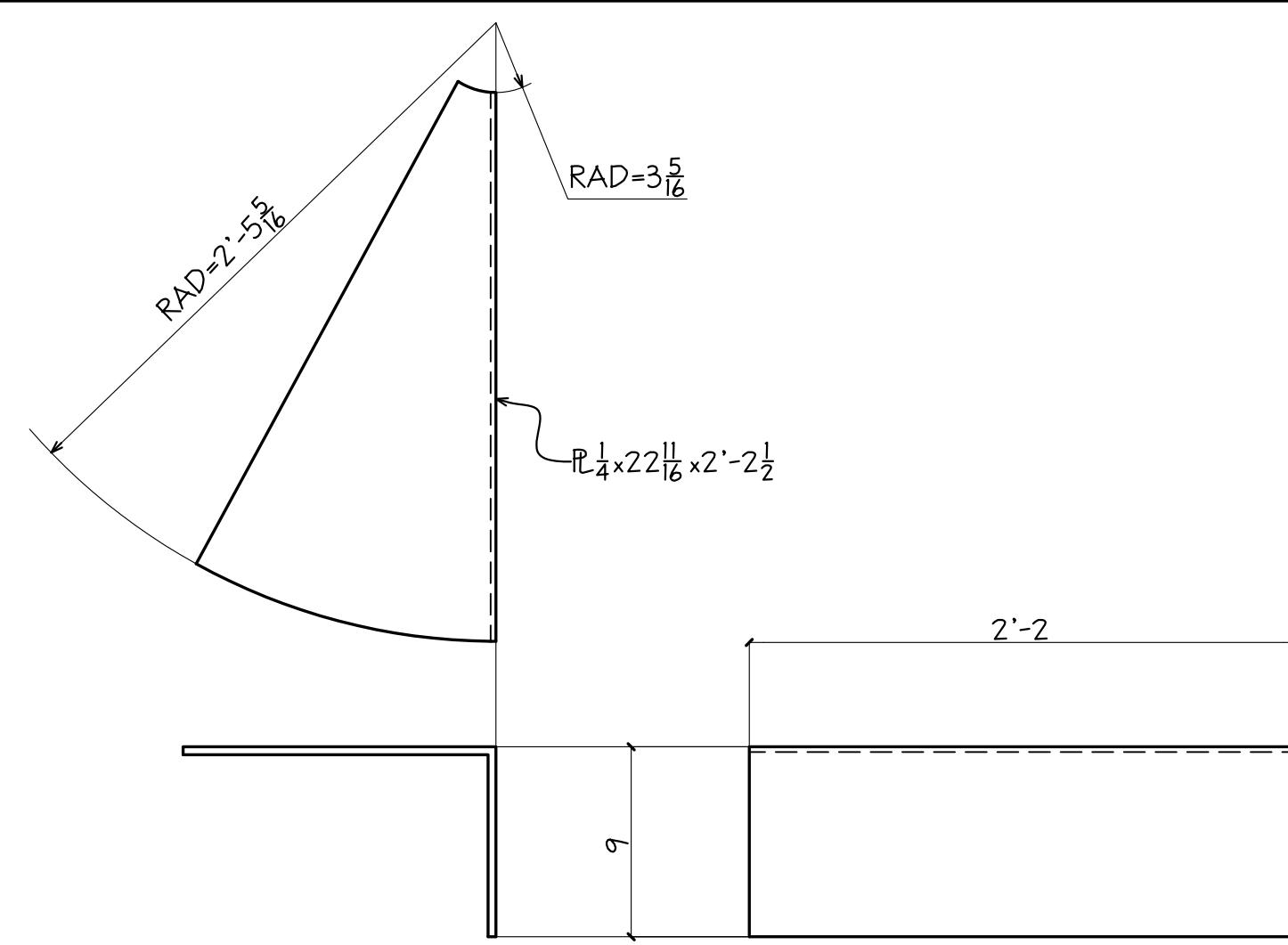
PAINT	PER SPECS	HOLES UN. AS NOTED	WELD UN. E70-LH	APPL	SHOP
PROJECT	TRILOGY ON 5th 3241-3255 FIFTH AVENUE SAN DIEGO, CALIFORNIA			DATE	5-11-06
DESCRIPTION	STAIR DETAIL			CHK'D BY	PDS
ARCH.	COLBOURN-CURRIER-NOLL	ENG.	HTK STRUC ENG	JOB NO.	332
CUSTOMER	MAYFAIR HOMES, INC.			SHT. NO.	101B

WORK THIS DRAWING WITH DRAWING 101A

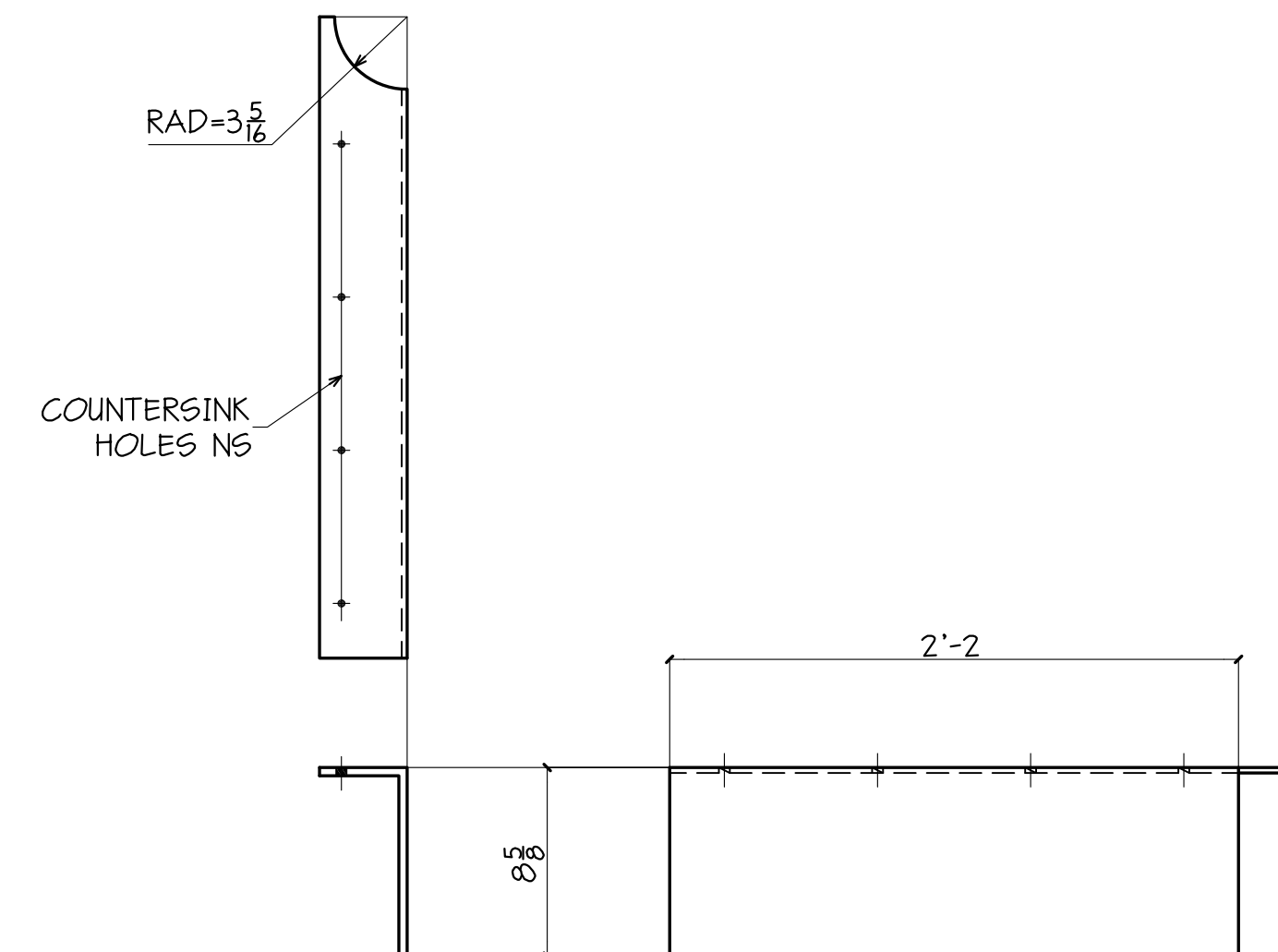
Copyright © 2006 by Practical Drafting Solutions. All rights reserved. Except as permitted under the United States Copyright Act of 1976, no part of this document may be reproduced or distributed without written permission from PDS.



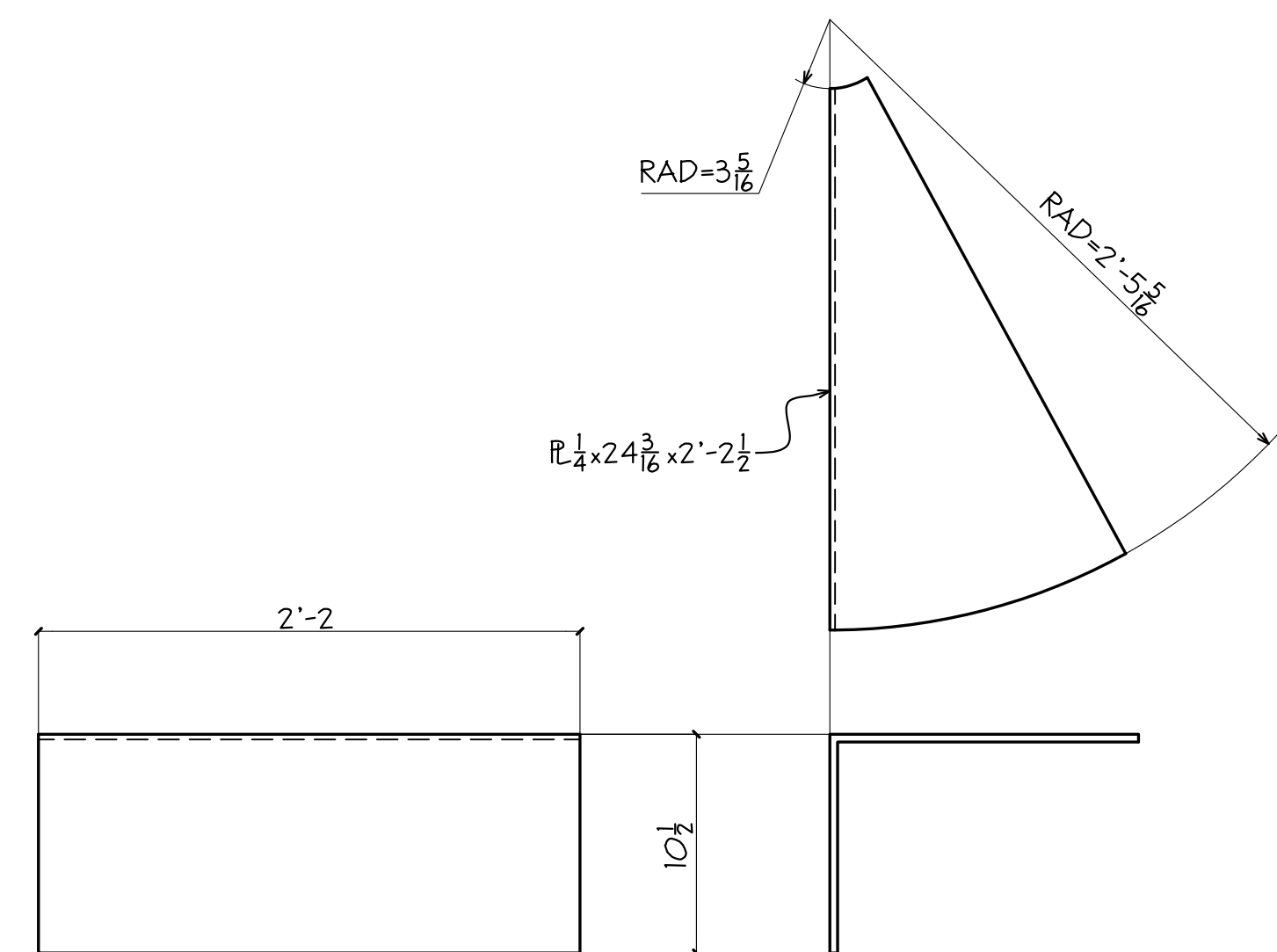
2 - STAIR TREADS - 103A



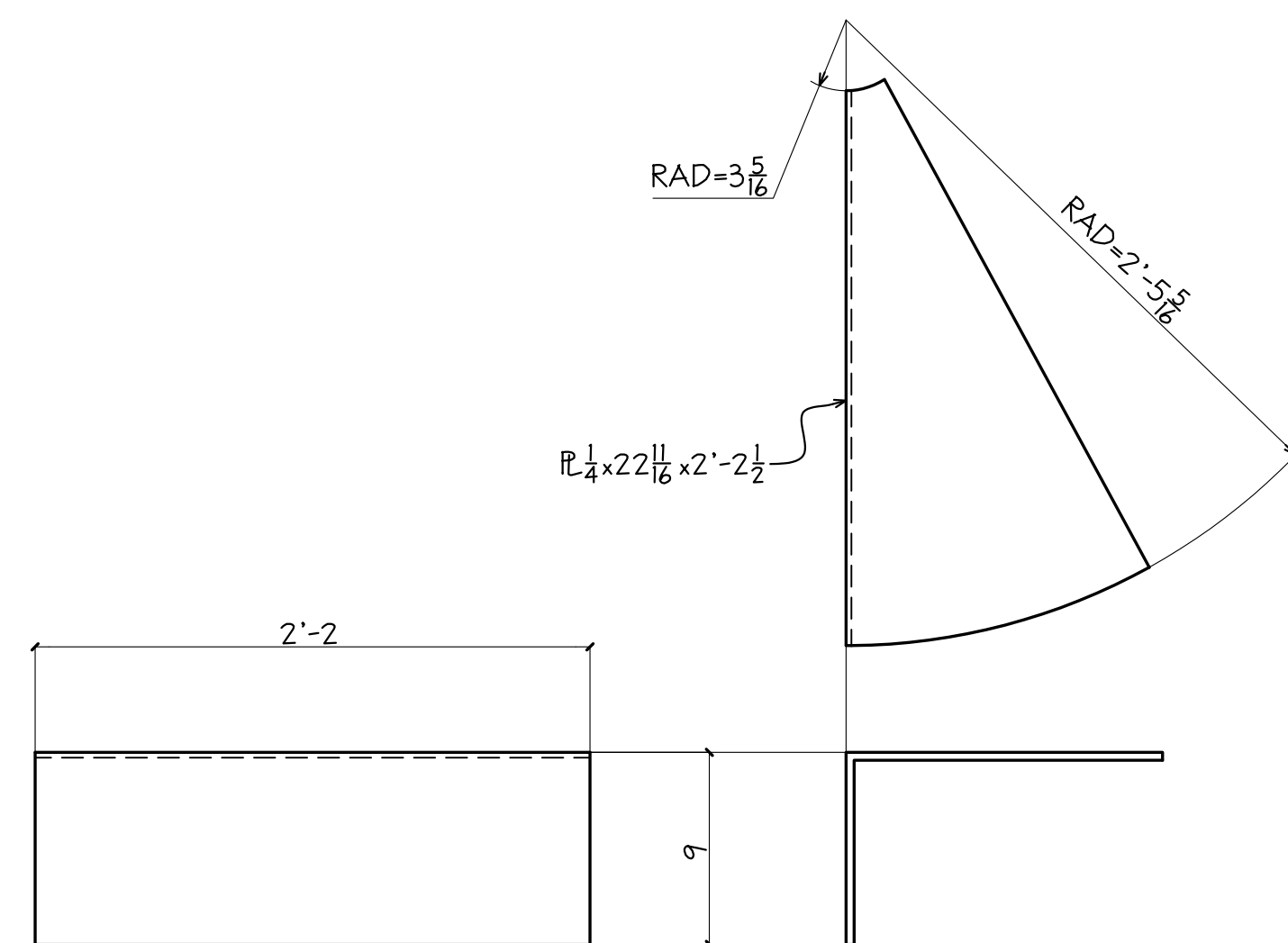
20 - STAIR TREADS - 103C



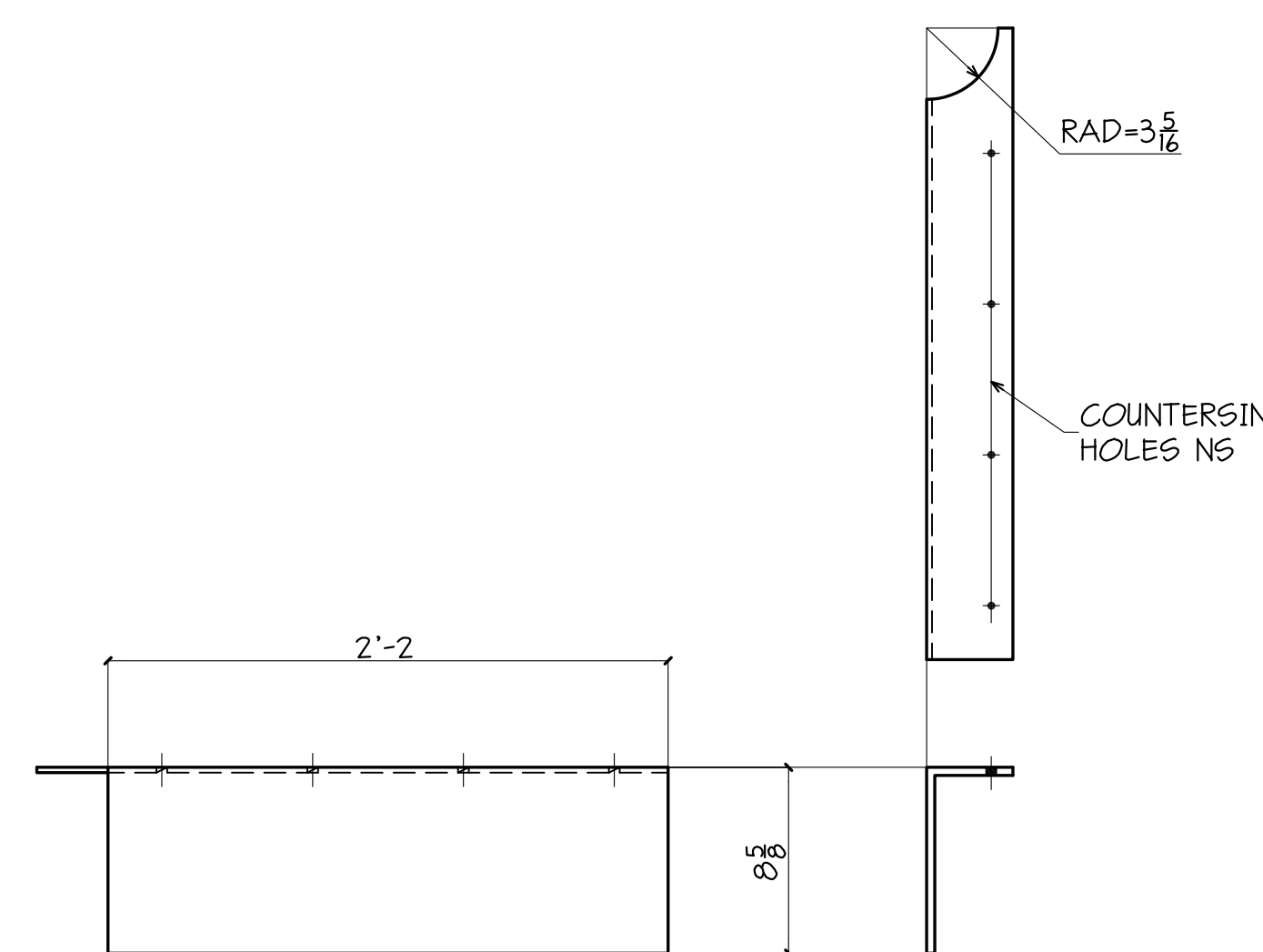
2 - STAIR TREADS - 103F



2 - STAIR TREADS - 103B

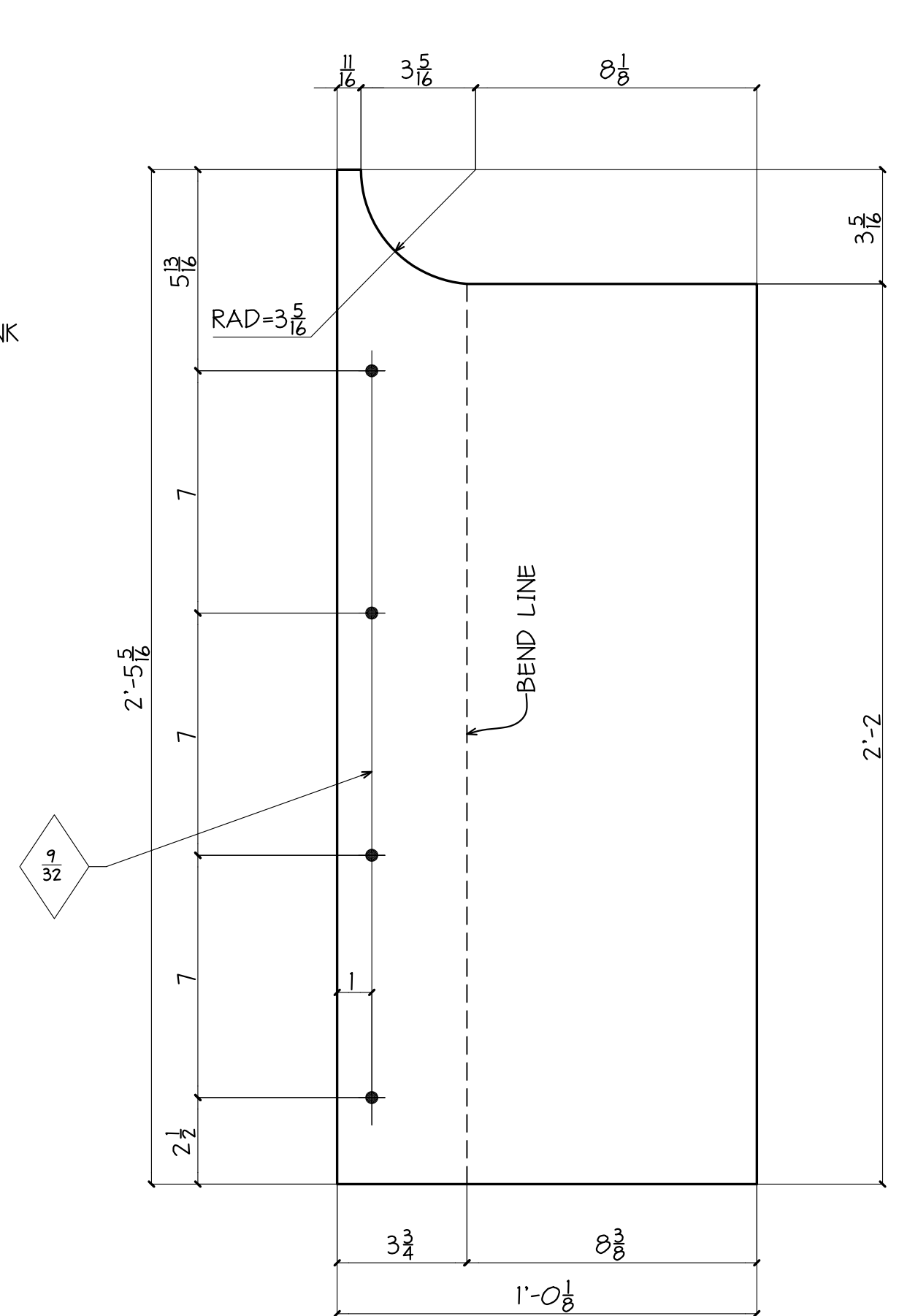


20 - STAIR TREADS - 103D

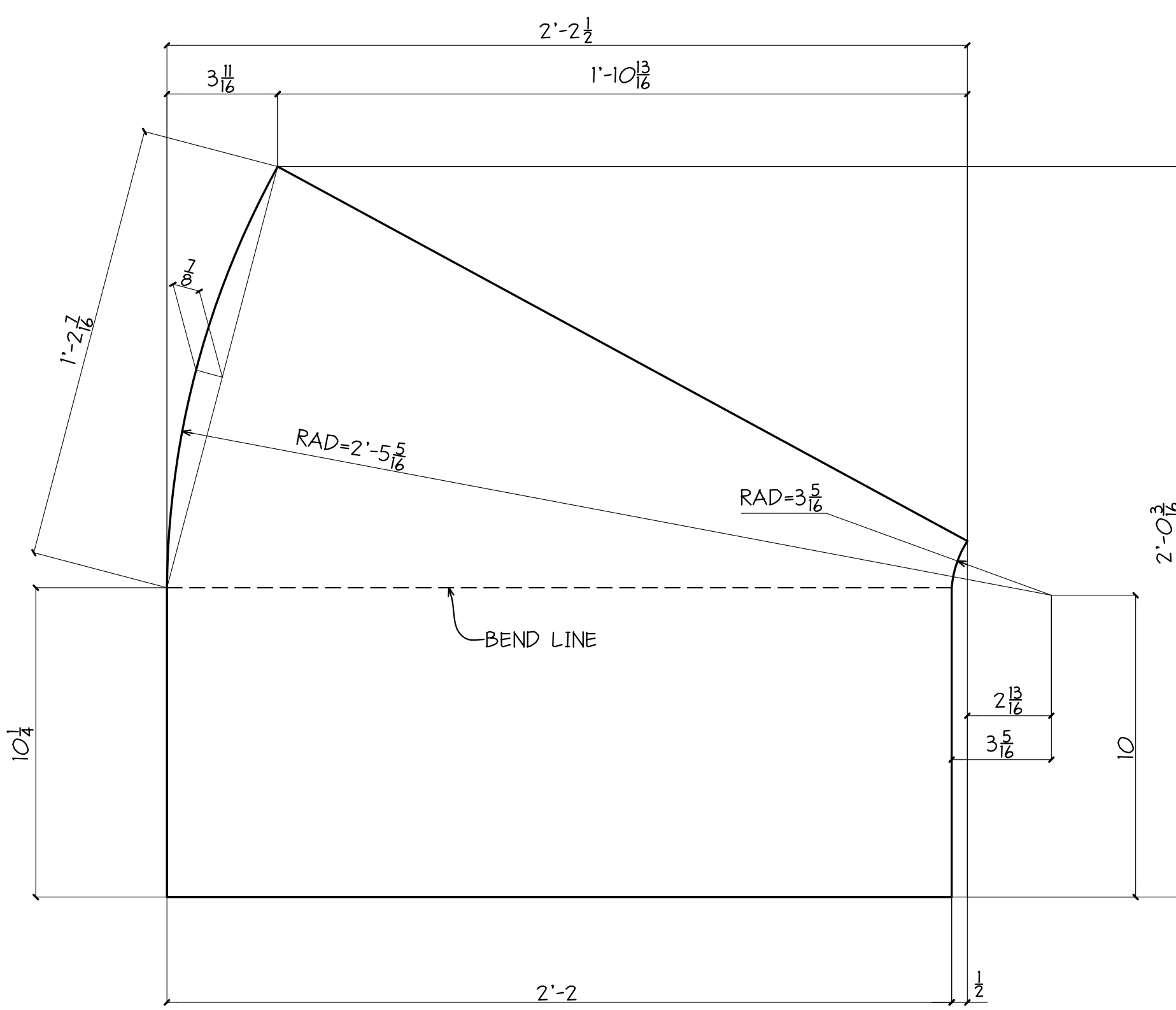


2 - STAIR TREADS - 103G

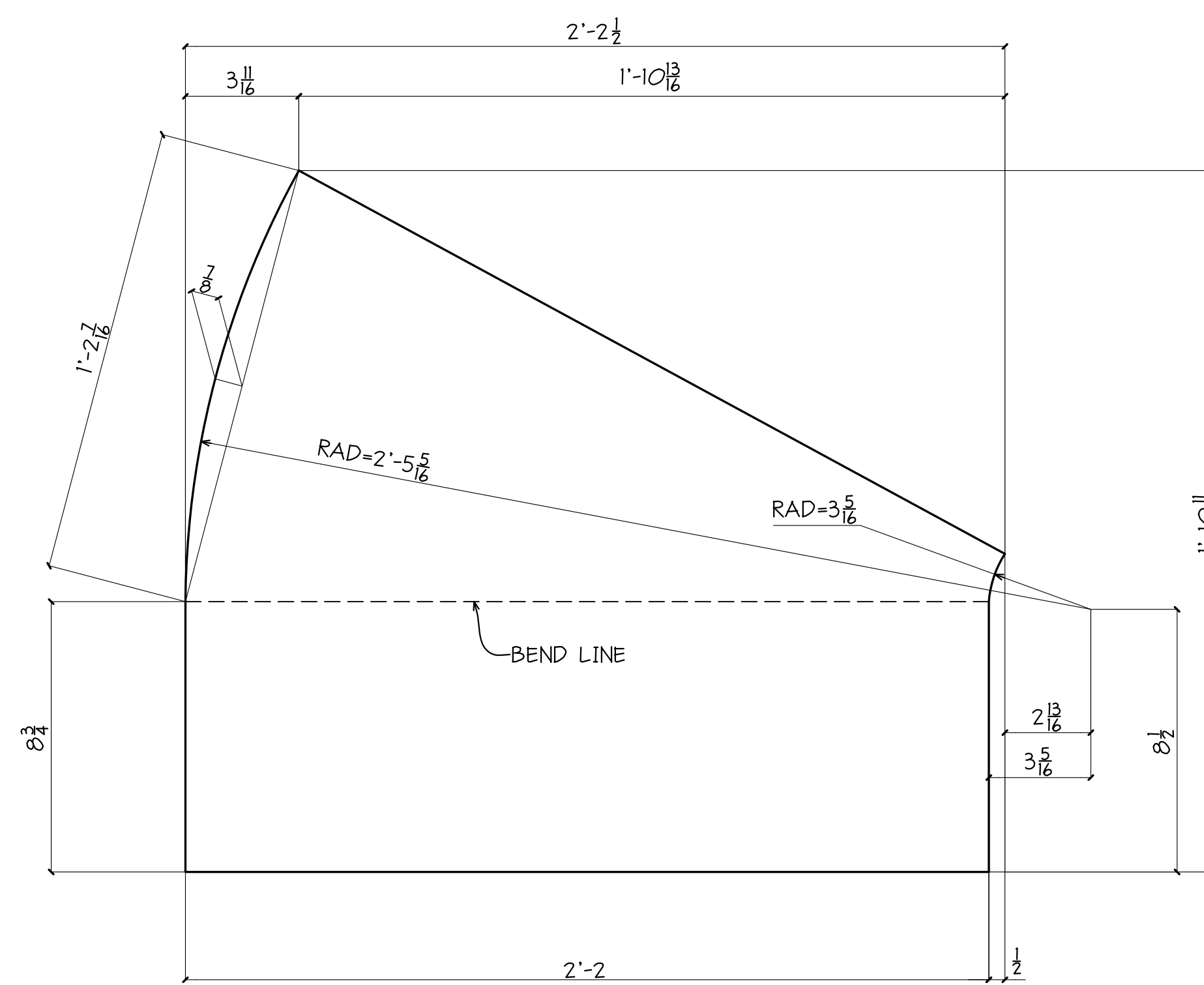
BILL OF MATERIAL					
SHIP MARK	PIECE MARK	QTY	DESCRIPTION	LENGTH	REMARKS
	103A	2	PL 1/4 x 24 3/8	2'-2 1/2	BEND
	103B	2	PL 1/4 x 24 3/8	2'-2 1/2	BEND
	103C	20	PL 1/4 x 22 1/2	2'-2 1/2	BEND
	103D	20	PL 1/4 x 22 1/2	2'-2 1/2	BEND
	103F	2	PL 1/4 x 12 1/8	2'-5 5/8	BEND
	103G	2	PL 1/4 x 12 1/8	2'-5 5/8	BEND



FLAT PLATE LAYOUT OF 103F & 103G



FLAT PLATE LAYOUT OF 103A & 103B



FLAT PLATE LAYOUT OF 103C & 103D

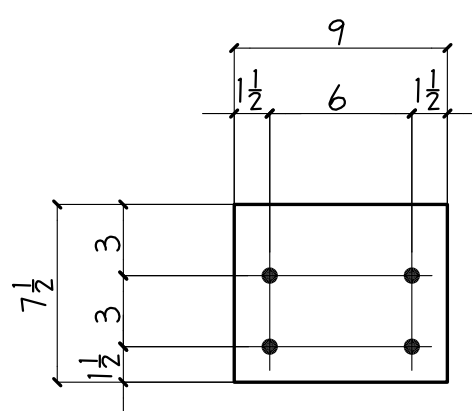
ALL STEEL IS GRADE A36 UN.

REVISIONS		PRINT RECORD			
NO.	DATE	DESCRIPTION	DATE	QTY.	ISSUED

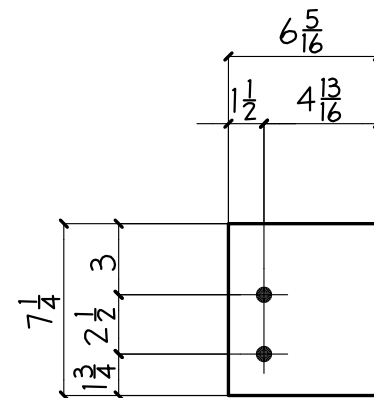
PAINT	PER SPECS	HOLES UN. AS NOTED	WELD UN. E70-LH	APPL.	SHOP

PROJECT	TRILOGY ON 5th 3241-3255 FIFTH AVENUE SAN DIEGO, CALIFORNIA	DATE	5-12-06
DESCRIPTION	STAIR TREADS	DRAWN BY	PDS
ARCH.	COLBOURN-CURRIER-NOLL	CHKD BY	PDS
CUSTOMER	MAYFAIR HOMES, INC.	ENG.	HTK STRUC ENG
		JOB NO.	332
		SHIT. NO.	103

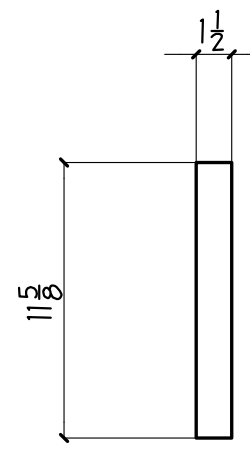
Copyright © 2006 by Practical Drafting Solutions. All rights reserved. Except as permitted under the United States Copyright Act of 1976, no part of this document may be reproduced or distributed without written permission from PDS.



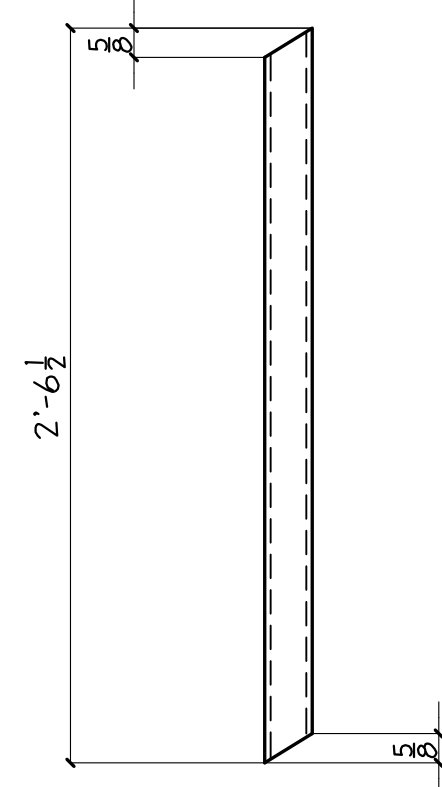
8 PLATES $\frac{1}{4} \times 7\frac{1}{2} \times 9$ P1



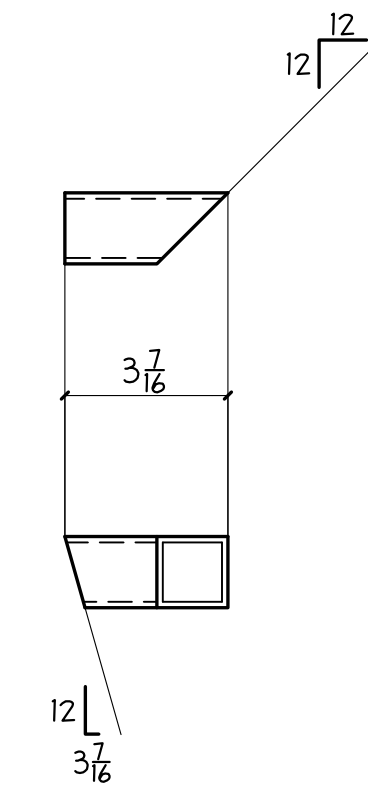
4 PLATE $\frac{1}{4} \times 6\frac{5}{16} \times 0' - 7\frac{1}{4}$ P5



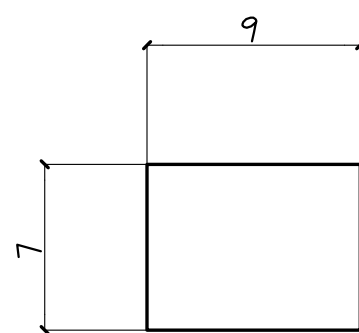
4 PLATES $\frac{1}{4} \times 1\frac{1}{2} \times 0' - 11\frac{5}{8}$ P9



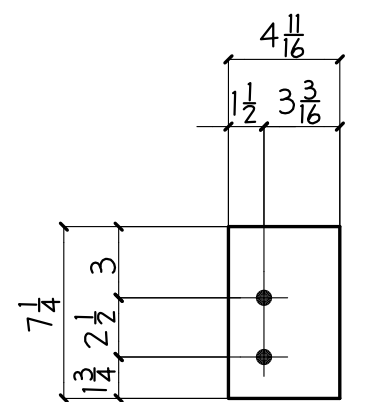
132 PICKETS T51x1x.060x2'-6 1/2 P13



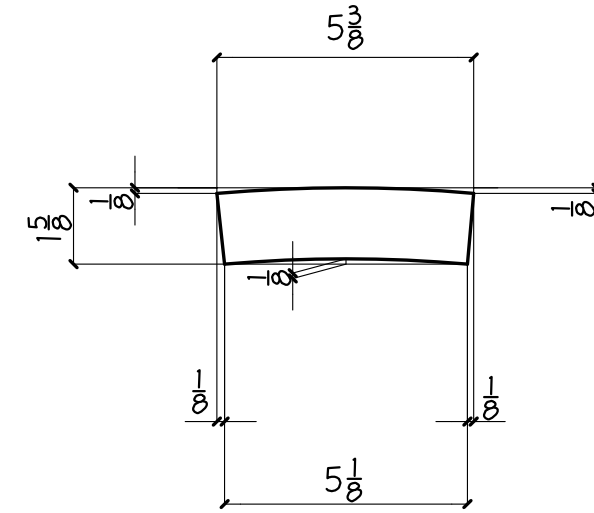
2 RAILS T51 1/2 x 1 1/2 x .060 x 0' - 3 7/16 P17



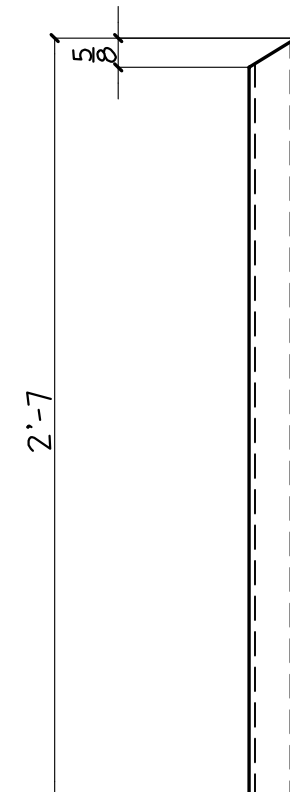
4 PLATES $\frac{3}{8} \times 7 \times 9$ P2



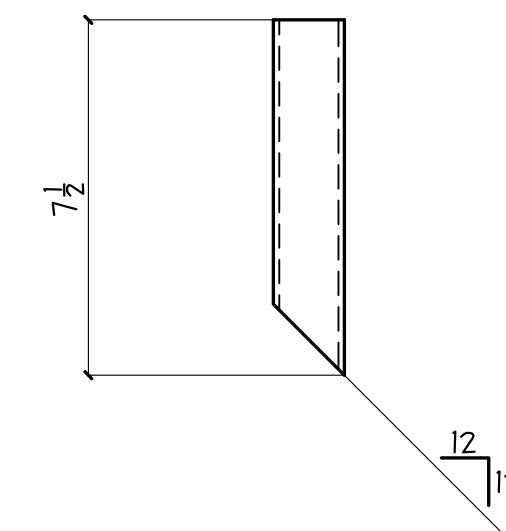
4 PLATE $\frac{1}{4} \times 4\frac{11}{16} \times 0' - 7\frac{1}{4}$ P6



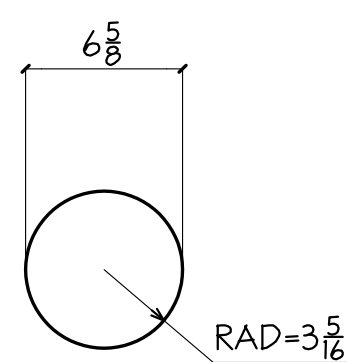
4 PLATES $\frac{3}{8} \times 1\frac{1}{8} \times 0' - 5\frac{3}{8}$ P10



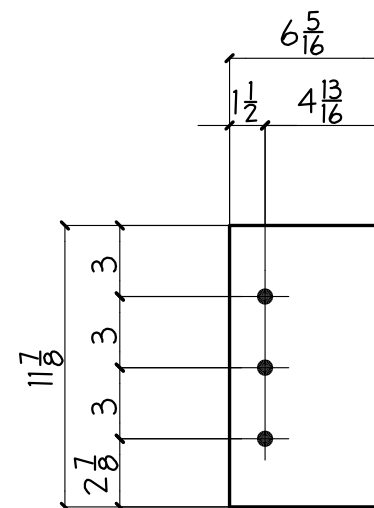
4 PICKETS T51x1x.060x2'-7 P14



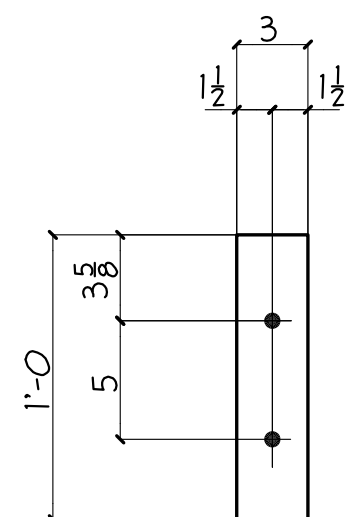
4 RAILS T51 1/2 x 1 1/2 x .060 x 0' - 7 1/2 P18



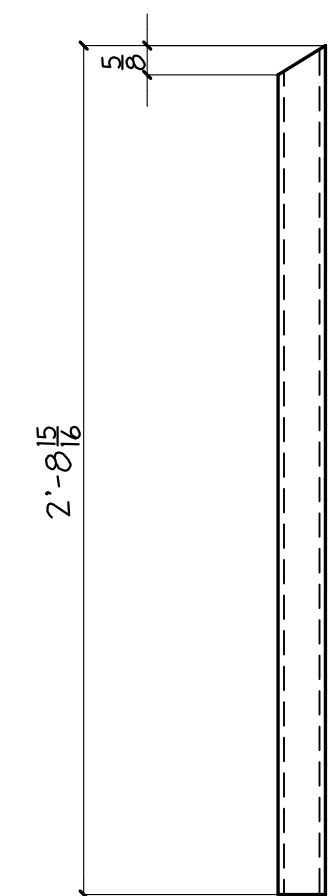
4 PLATES $\frac{3}{8} \times 6\frac{5}{8} \times 0' - 6\frac{5}{8}$ P3



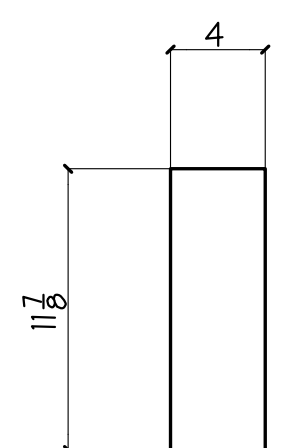
4 PLATE $\frac{1}{4} \times 6\frac{5}{16} \times 0' - 11\frac{7}{8}$ P7



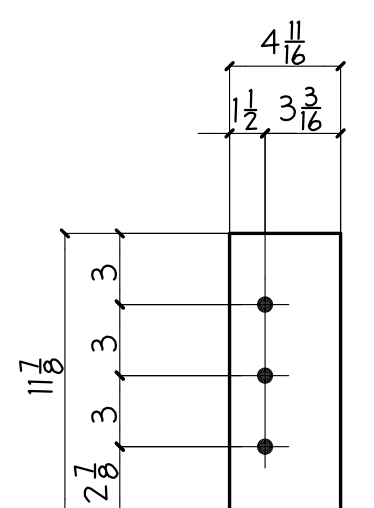
4 PLATES $\frac{3}{8} \times 1' - 0$ P11



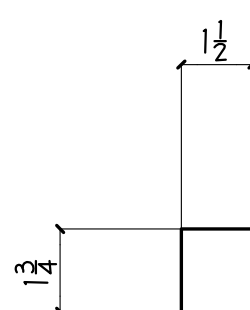
4 PICKETS T51x1x.060x2'-8 1/8 P15



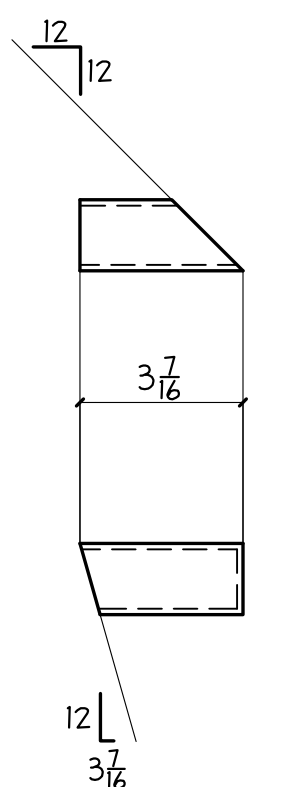
4 PLATES $\frac{3}{8} \times 4 \times 0' - 11\frac{5}{8}$ P4



4 PLATE $\frac{1}{4} \times 4\frac{11}{16} \times 0' - 11\frac{7}{8}$ P8



4 PLATES $\frac{1}{4} \times 1\frac{1}{2} \times 0' - 1\frac{1}{2}$ P12



2 RAILS T51 1/2 x 1 1/2 x .060 x 0' - 3 7/16 P16

BILL OF MATERIAL

SHIP MARK	PIECE MARK	QTY	DESCRIPTION	LENGTH	REMARKS
	P1	8	P $\frac{1}{4} \times 7\frac{1}{2}$	0'-9	
	P2	4	P $\frac{3}{8} \times 7$	0'-9	
	P3	4	P $\frac{3}{8} \times 6\frac{5}{8}$	0'-6 5/8	
	P4	4	P $\frac{3}{8} \times 4$	0'-11 5/8	
	P5	4	P $\frac{1}{4} \times 6\frac{5}{16}$	0'-7 1/4	
	P6	4	P $\frac{1}{4} \times 4\frac{11}{16}$	0'-7 1/4	
	P7	4	P $\frac{1}{4} \times 6\frac{5}{16}$	0'-11 5/8	
	P8	4	P $\frac{1}{4} \times 4\frac{11}{16}$	0'-11 5/8	
	P9	4	P $\frac{1}{4} \times 1\frac{1}{2}$	0'-11 5/8	
	P10	4	P $\frac{3}{8} \times 5\frac{3}{8}$	0'-5 3/8	
	P11	4	P $\frac{3}{8} \times 3$	1'-0	
	P12	4	P $\frac{1}{4} \times 1\frac{1}{2}$	0'-1 1/2	
	P13	132	T51x1x.060	2'-6 1/2	
	P14	4	T51x1x.060	2'-7	
	P15	4	T51x1x.060	2'-8 1/8	
	P16	2	T51 1/2 x 1 1/2 x .060	0'-3 7/16	
	P17	2	T51 1/2 x 1 1/2 x .060	0'-3 7/16	
	P18	4	T51 1/2 x 1 1/2 x .060	0'-7 1/2	

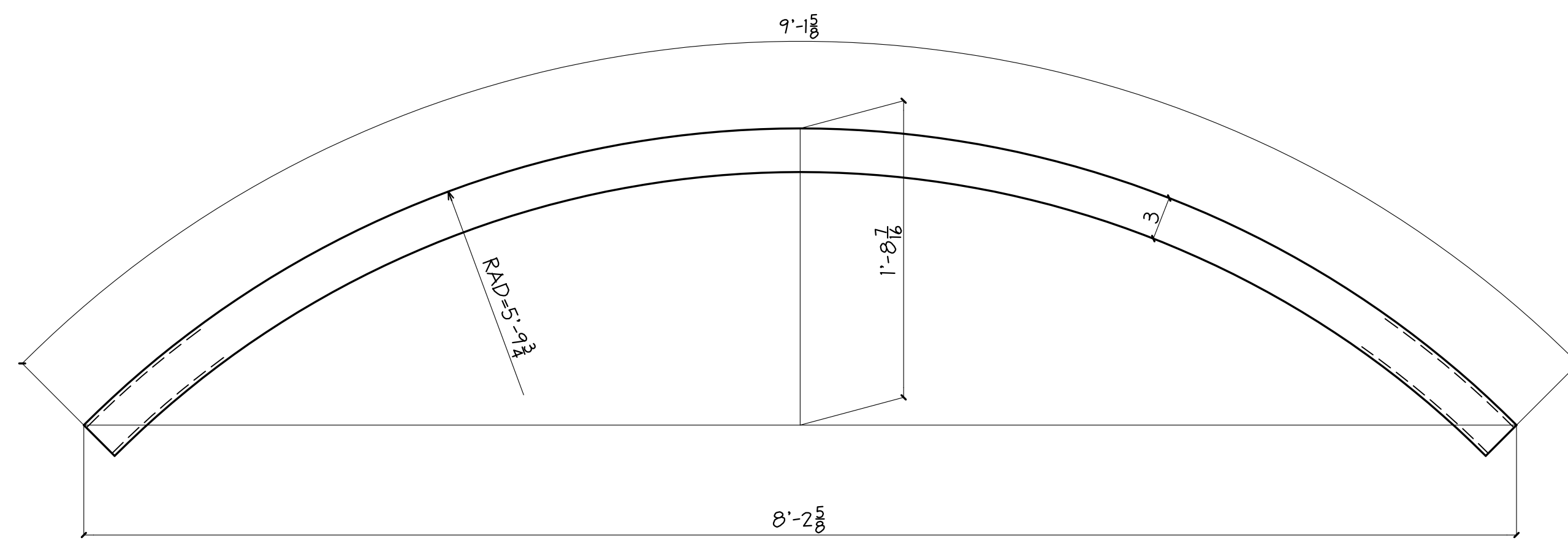
- 1) ALL MATERIAL IS A36 U/N.
- 2) ALL CORNER CLIPS ARE $\frac{3}{4} \times \frac{3}{4}$ U/N.

ALL STEEL IS GRADE A36 U.N.
ALL WIDE FLANGE STEEL IS GRADE A992 U.N.
ALL TUBE STEEL IS GRADE A500-B U.N.

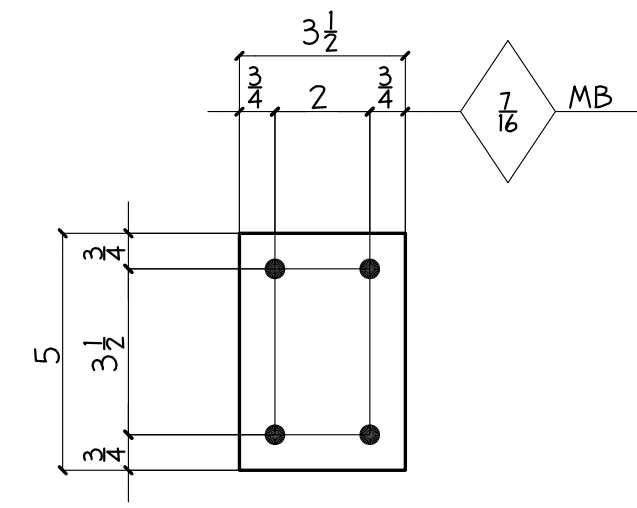
REVISIONS		PRINT RECORD			
NO.	DATE	DESCRIPTION	DATE	QTY.	ISSUED

PAINT	PER SPECS	HOLES UN 1/8 Ø	WELD UN E70-LH	APPL	SHOP
PROJECT	TRILOGY ON 5th 3241-3255 FIFTH AVENUE SAN DIEGO, CALIFORNIA			DATE	5-11-06
DESCRIPTION	STAIR CONNECTION MATERIAL			DRAWN BY	PDS
ARCH.	COLBURN-CURRIER-NOLL	ENG.	HTK STRUC ENG	CHKD BY	PDS
CUSTOMER	MAYFAIR HOMES, INC.			JOB NO.	332
				SHT. NO.	CM-1

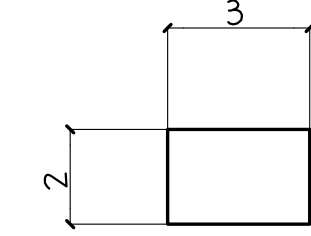
Copyright © 2006 by Practical Drafting Solutions. All rights reserved. Except as permitted under the United States Copyright Act of 1976, no part of this document may be reproduced or distributed without written permission from PDS.



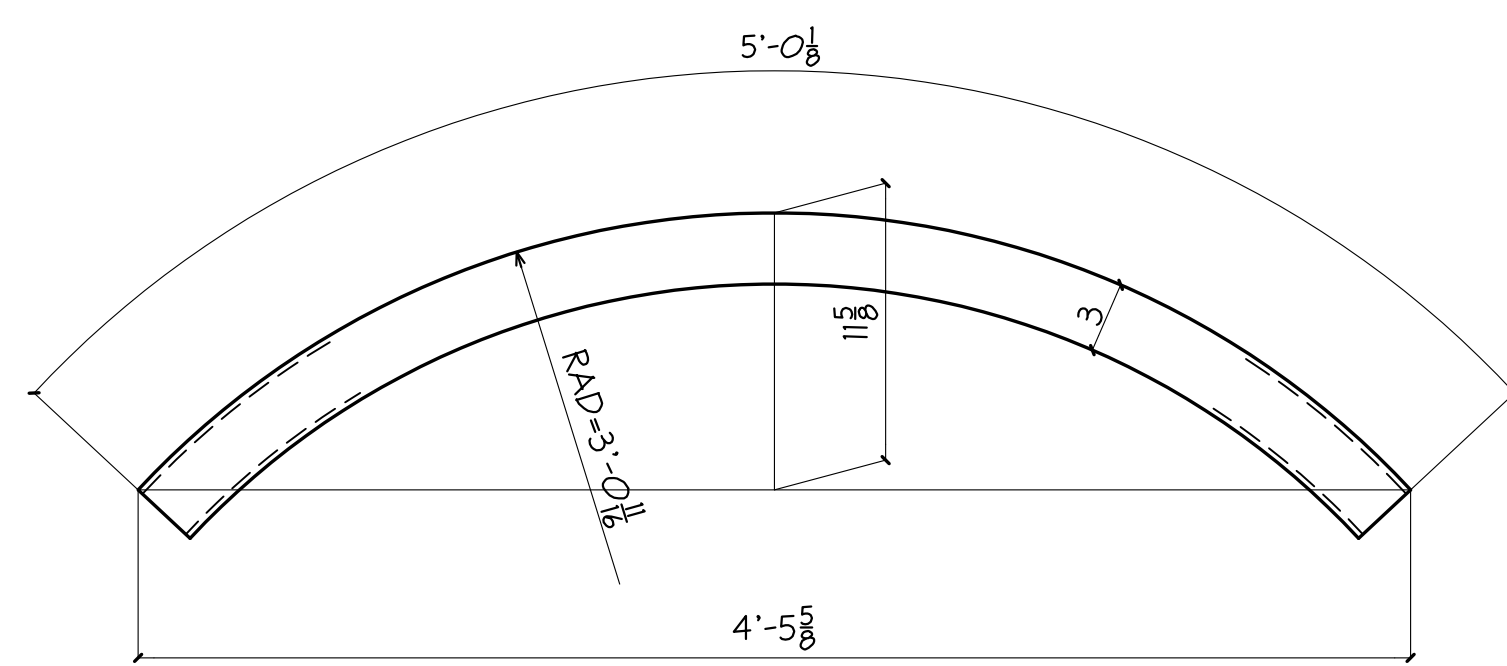
ONE - T53x2x.060x9'-1 5/8 - T1



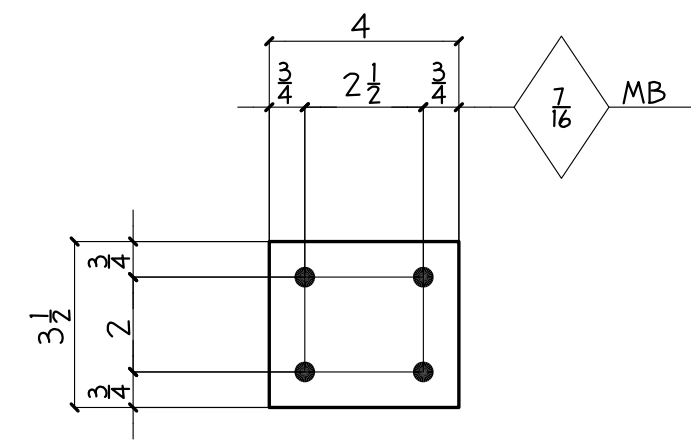
20 - PL 1/4x3 1/2x0'-5 - P21



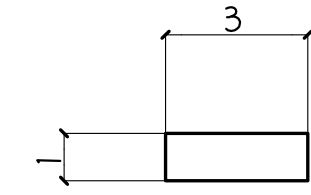
8 - PL 1/2x2x0'-3 - P25



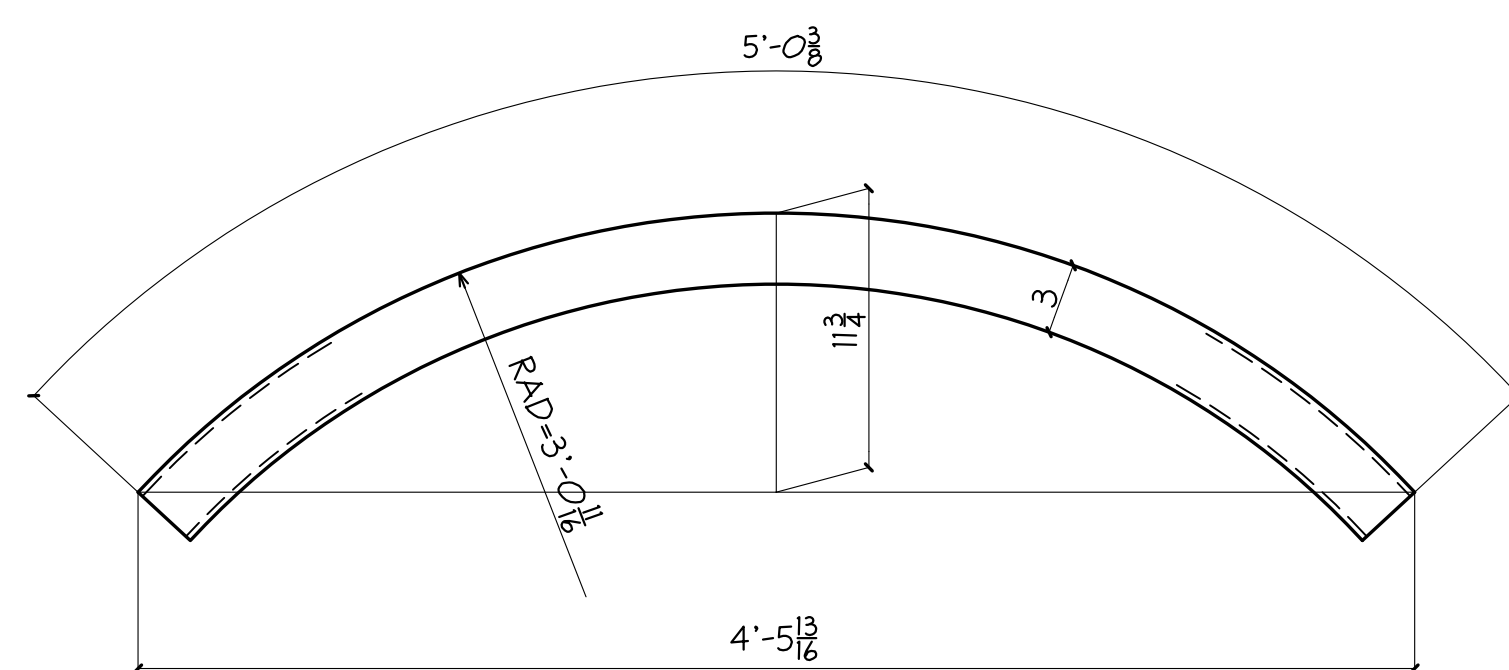
ONE - T53x2x.060x5'-0 1/8 - T2



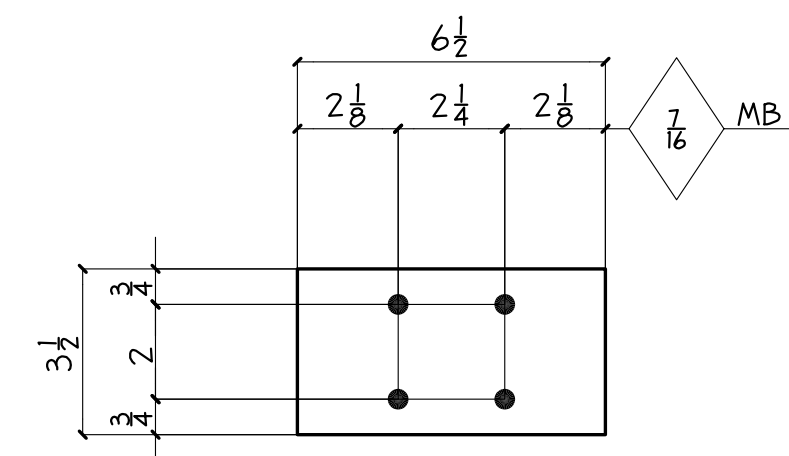
20 - PL 3/8x3 1/2x0'-4 - P22



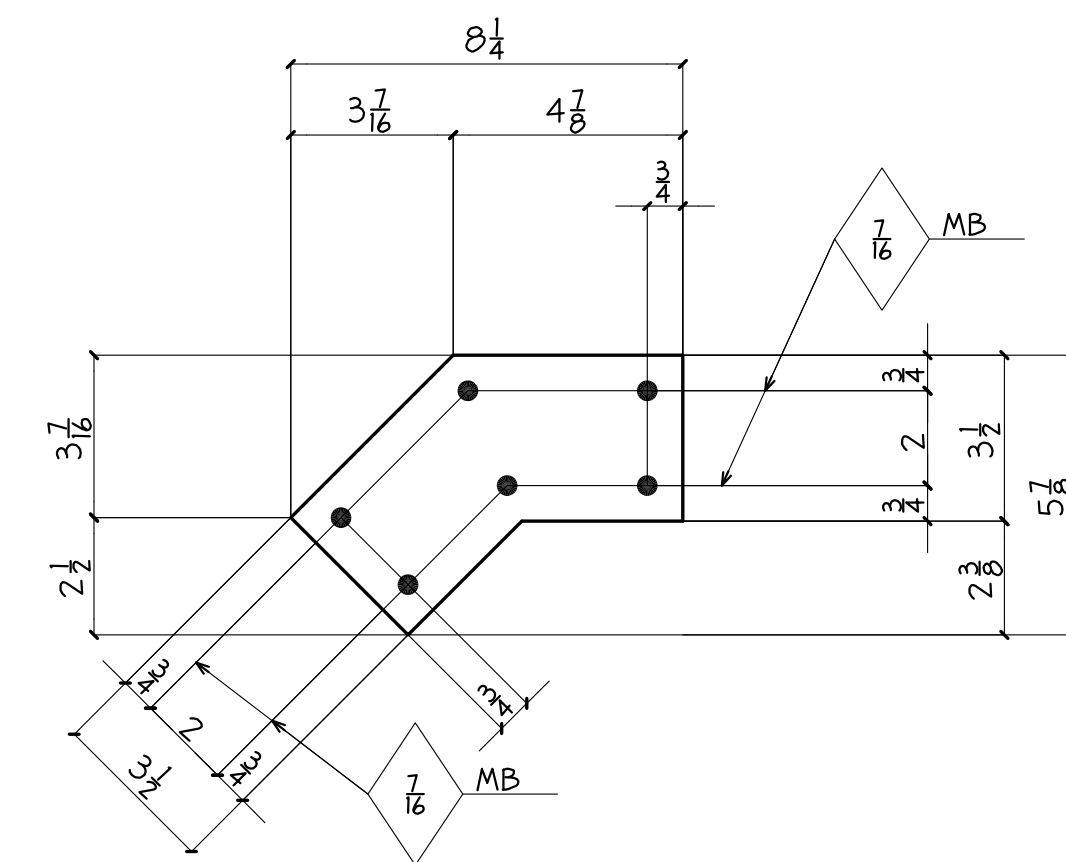
4 - PL 1/8x1x0'-3 - P26



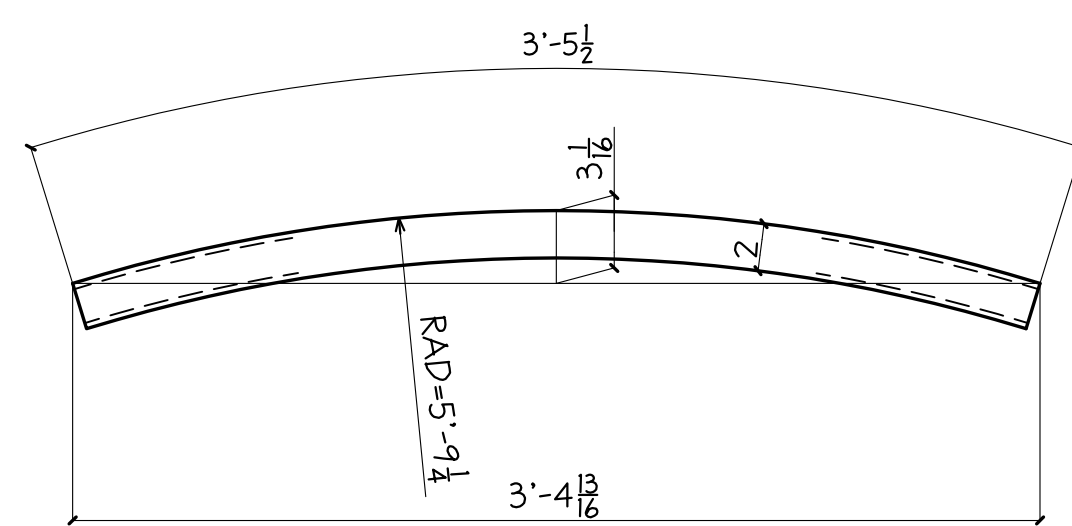
ONE - T53x2x.060x5'-0 3/8 - T3



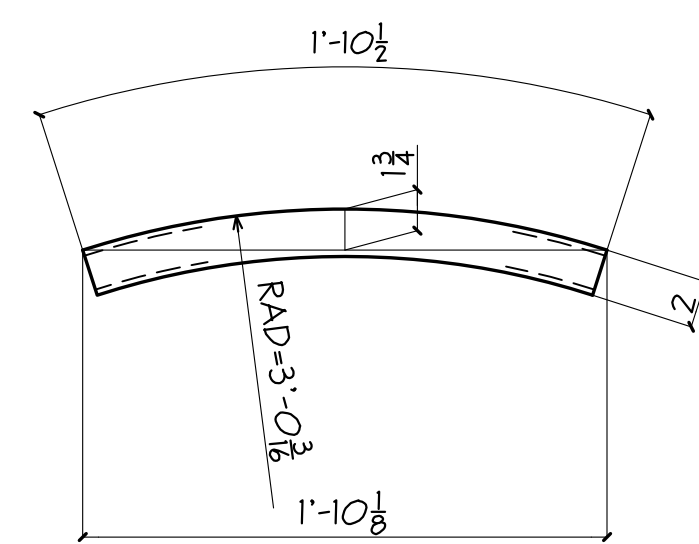
36 - PL 3/8x3 1/2x0'-6 1/2 - P23



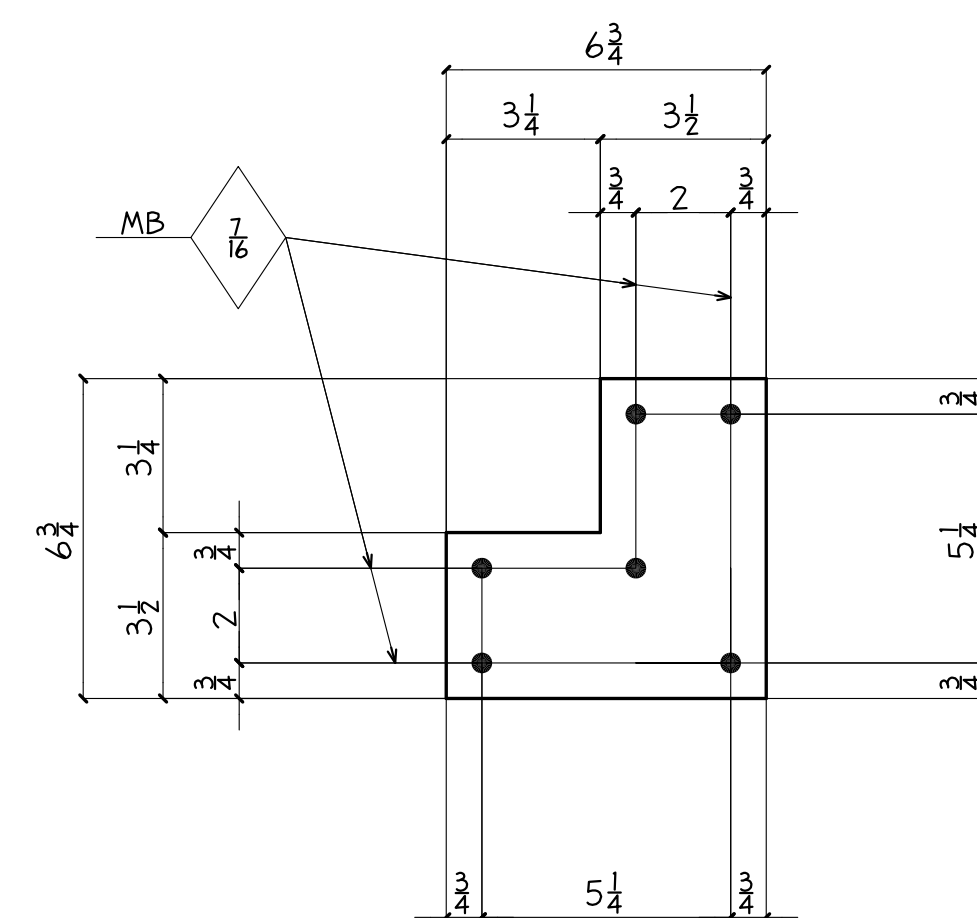
1 - PL 3/8x5 7/8x0'-8 1/4 - P27



4 - T52x1x.060x3'-5 1/2 - T4



8 - T52x1x.060x1'-10 1/2 - T5



3 - PL 3/8x6 3/4x0'-6 3/4 - P24

BILL OF MATERIAL

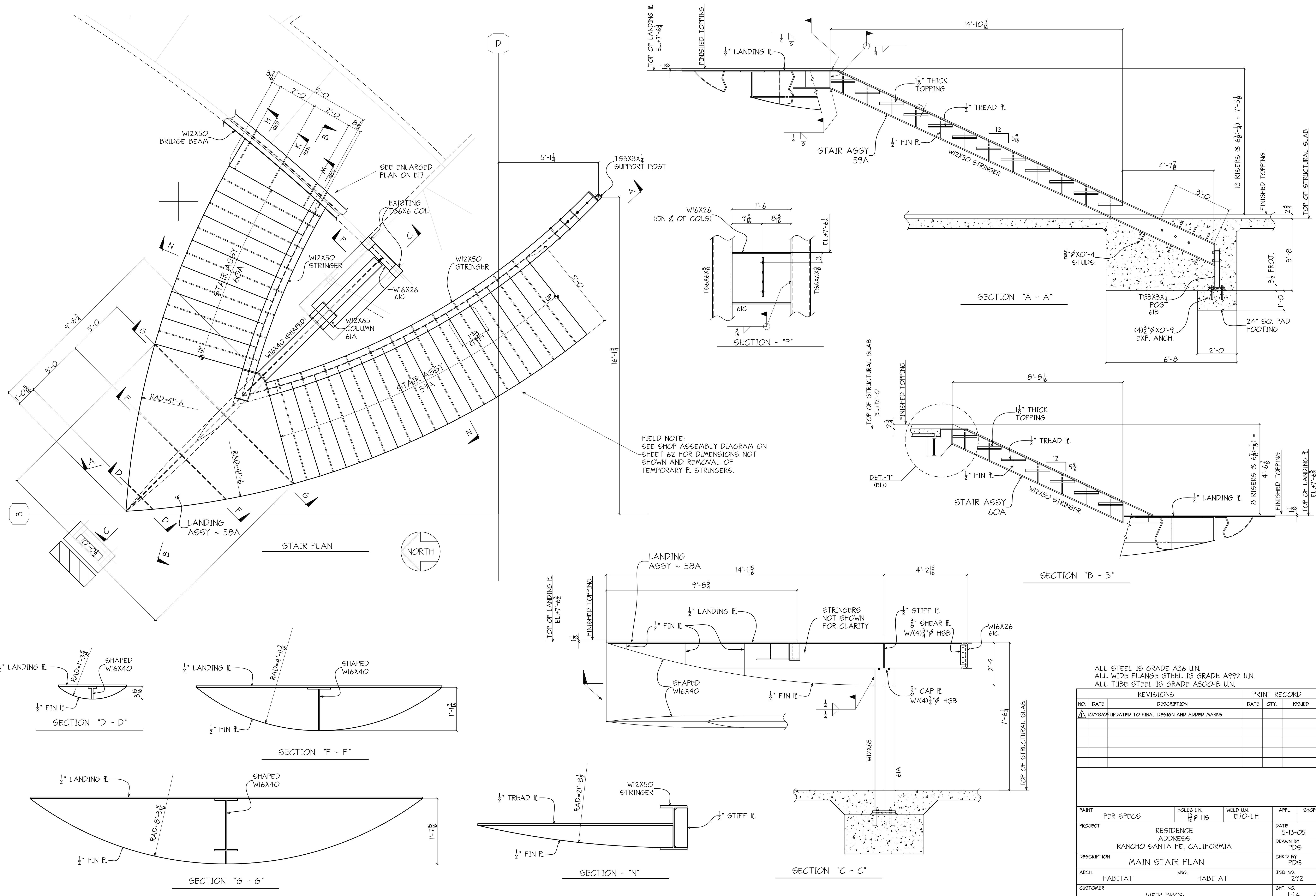
SHIP MARK	PIECE MARK	QTY	DESCRIPTION	LENGTH	REMARKS
	T1	1	T53x2x.060	9'-1 5/8	ROLLED
	T2	1	T53x2x.060	5'-0 1/8	ROLLED
	T3	1	T53x2x.060	5'-0 3/8	ROLLED
	T4	4	T52x1x.060	3'-5 1/2	ROLLED
	T5	8	T52x1x.060	1'-10 1/2	ROLLED
	P21	20	PL 1/4x3 1/2	0'-5	
	P22	20	PL 3/8x3 1/2	0'-4	
	P23	36	PL 3/8x3 1/2	0'-6 1/2	
	P24	3	PL 3/8x6 3/4	0'-6 3/4	
	P25	8	PL 1/2x2	0'-3	
	P26	4	PL 1/8x1	0'-3	
	P27	1	PL 3/8x5 7/8	0'-8 1/4	

ALL STEEL IS GRADE A36 U.N.
ALL WIDE FLANGE STEEL IS GRADE A992 U.N.
ALL TUBE STEEL IS GRADE A500-B U.N.

REVISIONS		PRINT RECORD			
NO.	DATE	DESCRIPTION	DATE	QTY.	ISSUED

PAINT	PER SPECS	HOLES UN. AS NOTED	WELD UN. E70-LH	APPL	SHOP
PROJECT	TRILOGY ON 5H 3241-3255 FIFTH AVENUE SAN DIEGO, CALIFORNIA			DATE	6-16-06
DESCRIPTION	HANDRAIL MATERIAL			DRAWN BY	PDS
ARCH.	COLBOURN-CURRIER-NOLL	ENG.	HTK STRUC ENG	CHK'D BY	PDS
CUSTOMER	MAYFAIR HOMES, INC.			JOB NO.	332
				SHT. NO.	CM-2

Copyright © 2007 by Practical Drafting Solutions. All rights reserved. Except as permitted under the United States Copyright Act of 1976, no part of this document may be reproduced or distributed without written permission from PDS.



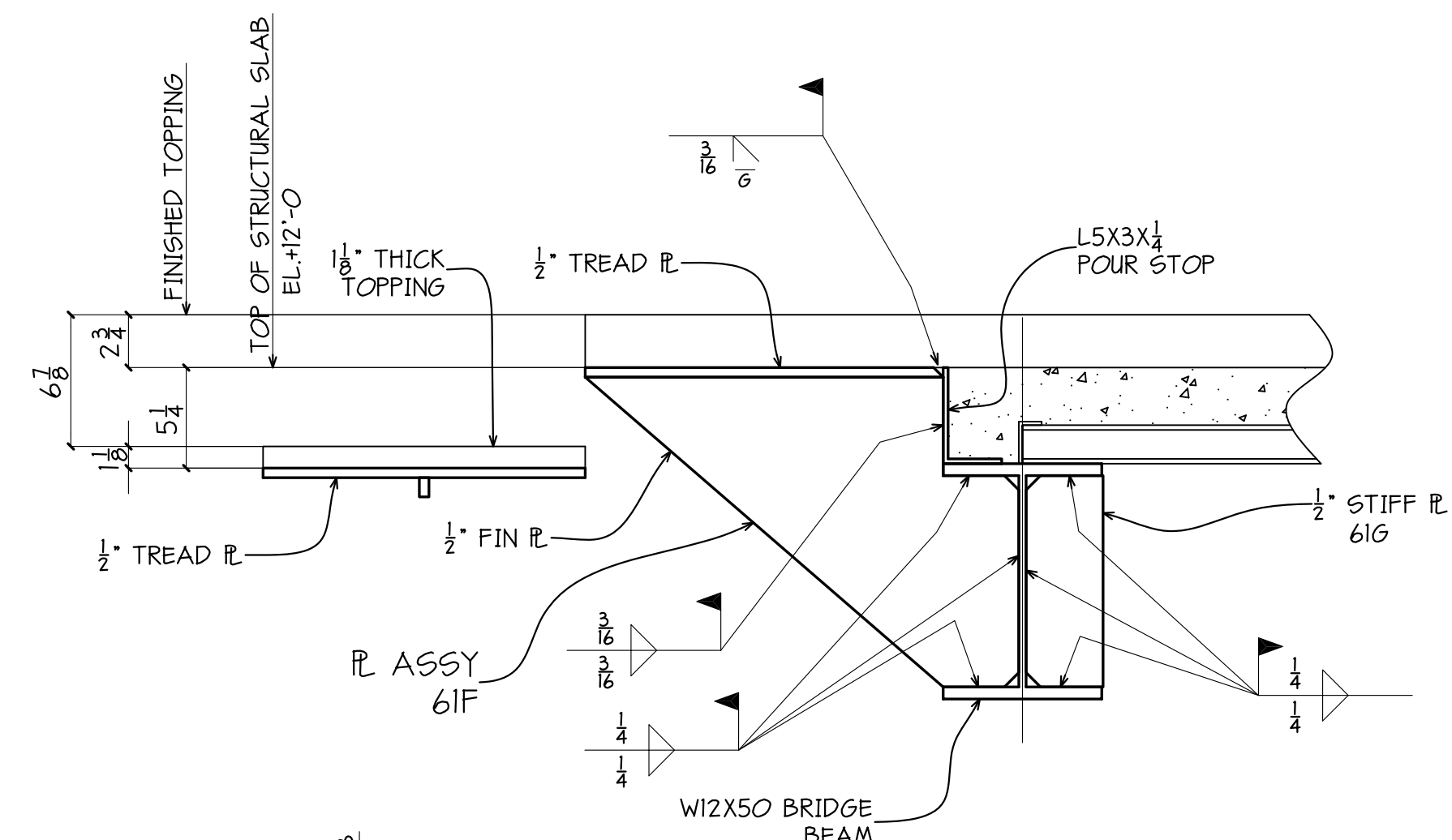
FIELD NOTE:
SEE SHOP ASSEMBLY DIAGRAM ON SHEET 62 FOR DIMENSIONS NOT SHOWN AND REMOVAL OF TEMPORARY R. STRINGERS.

ALL STEEL IS GRADE A36 U.N.
ALL WIDE FLANGE STEEL IS GRADE A992 U.N.
ALL TUBE STEEL IS GRADE A500-B U.N.

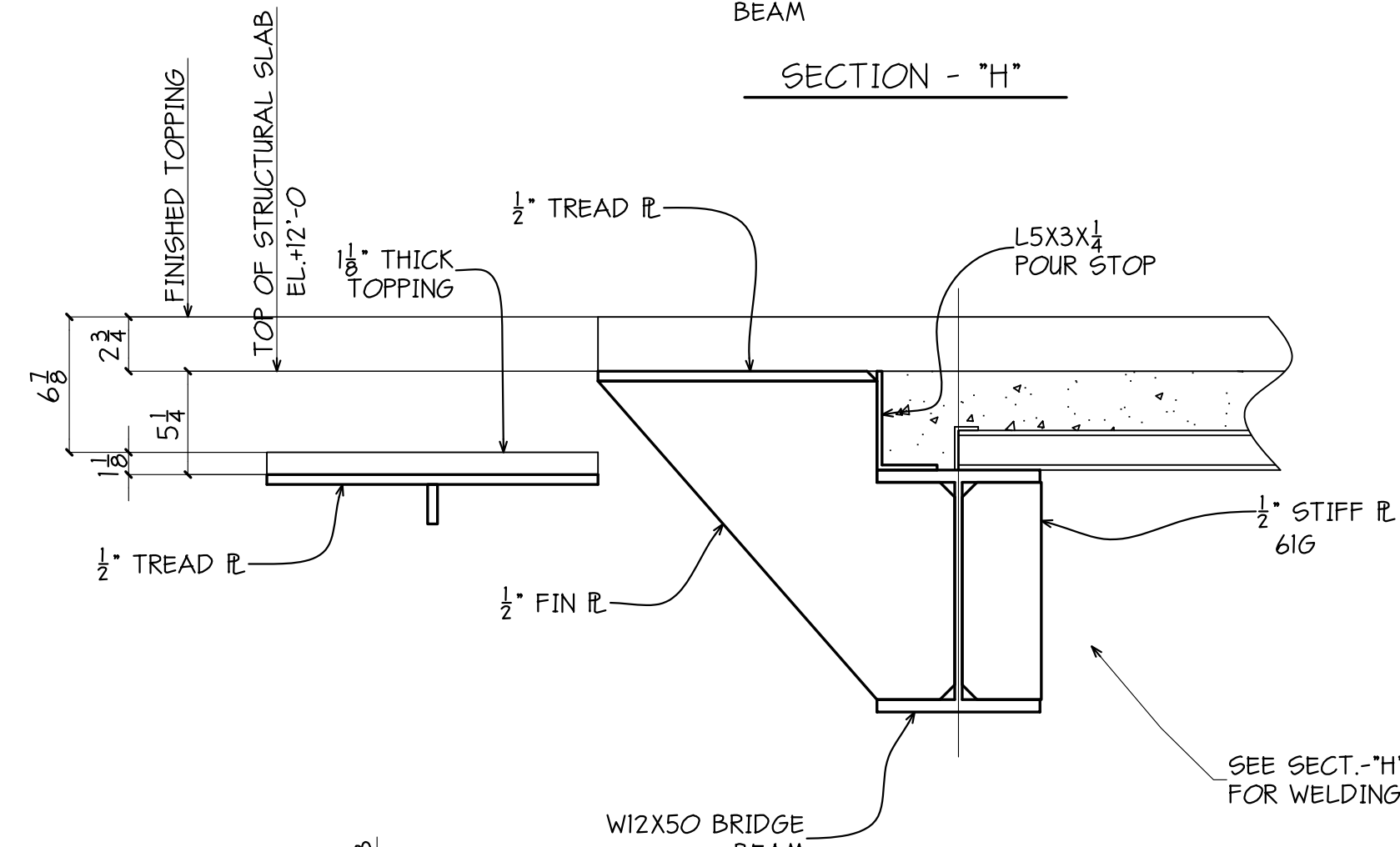
REVISIONS		PRINT RECORD	
NO.	DATE	DESCRIPTION	DATE
1	10/28/05	UPDATED TO FINAL DESIGN AND ADDED MARKS	

PAINT	PER SPECS	HOLES UN. 1/2" Ø H5	WELD UN. E70-LH	APPL	SHOP
PROJECT	RESIDENCE ADDRESS RANCHO SANTA FE, CALIFORNIA			DATE	5-13-05
DESCRIPTION	MAIN STAIR PLAN			DRAWN BY	PDS
ARCH.	HABITAT	ENG.	HABITAT	CHKD BY	PDS
CUSTOMER	WEIR BROS.			JOB NO.	292
				SHT. NO.	E16

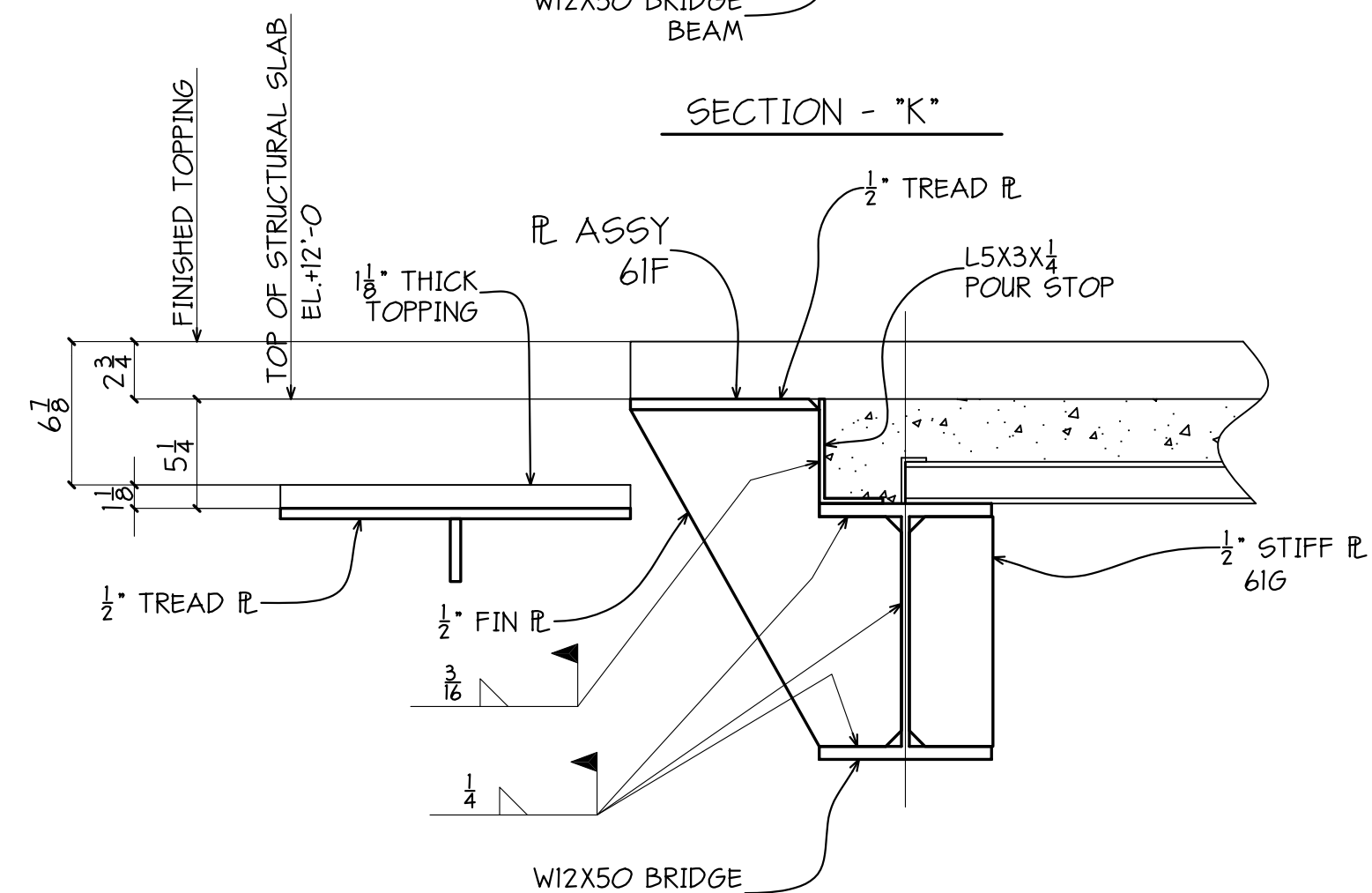
Copyright © 2004 by Quickdraw, Inc. All rights reserved. Except as permitted under the United States Copyright Act of 1976, no part of this document may be reproduced or distributed without written permission from Quickdraw, Inc.



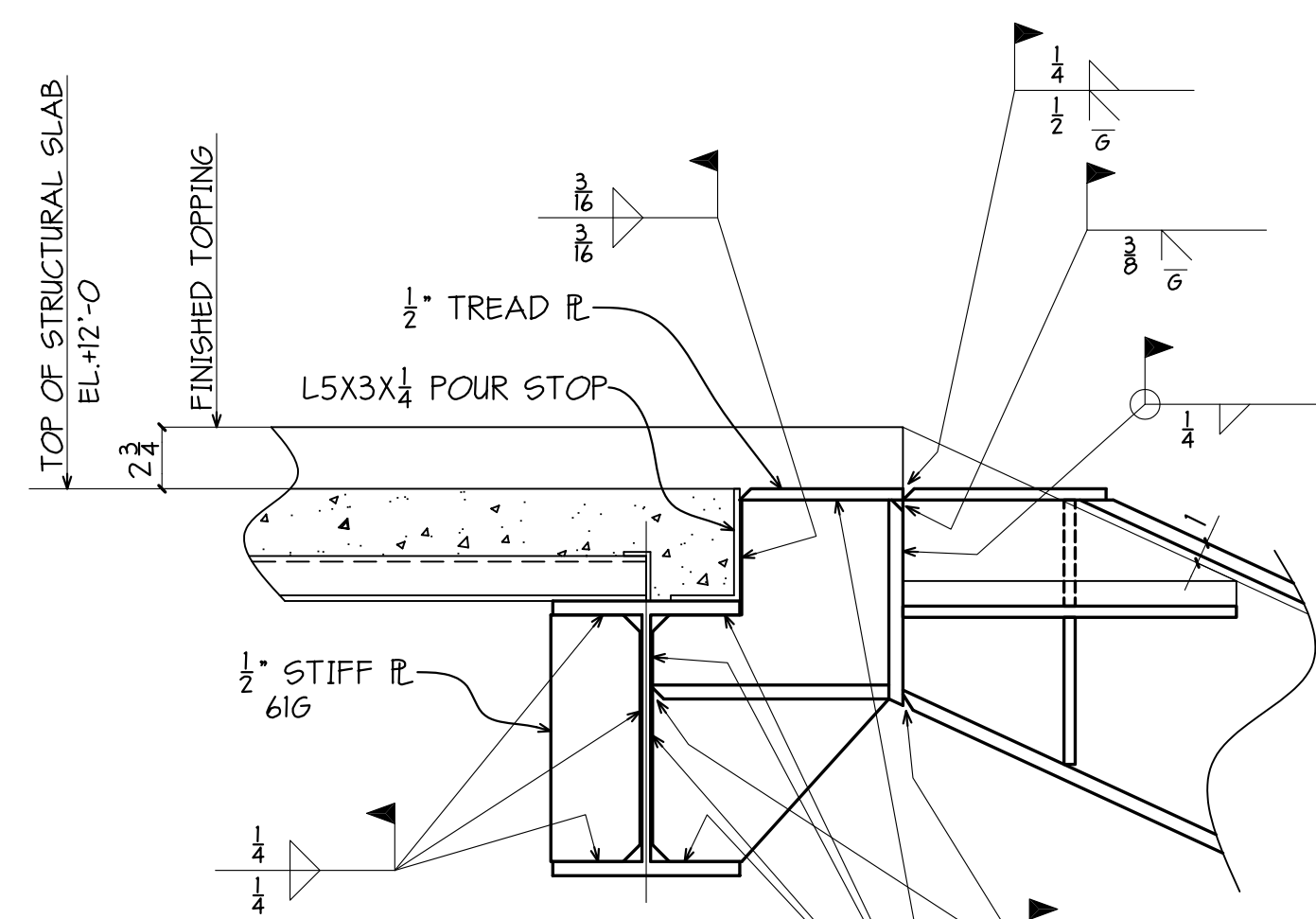
SECTION - "H"



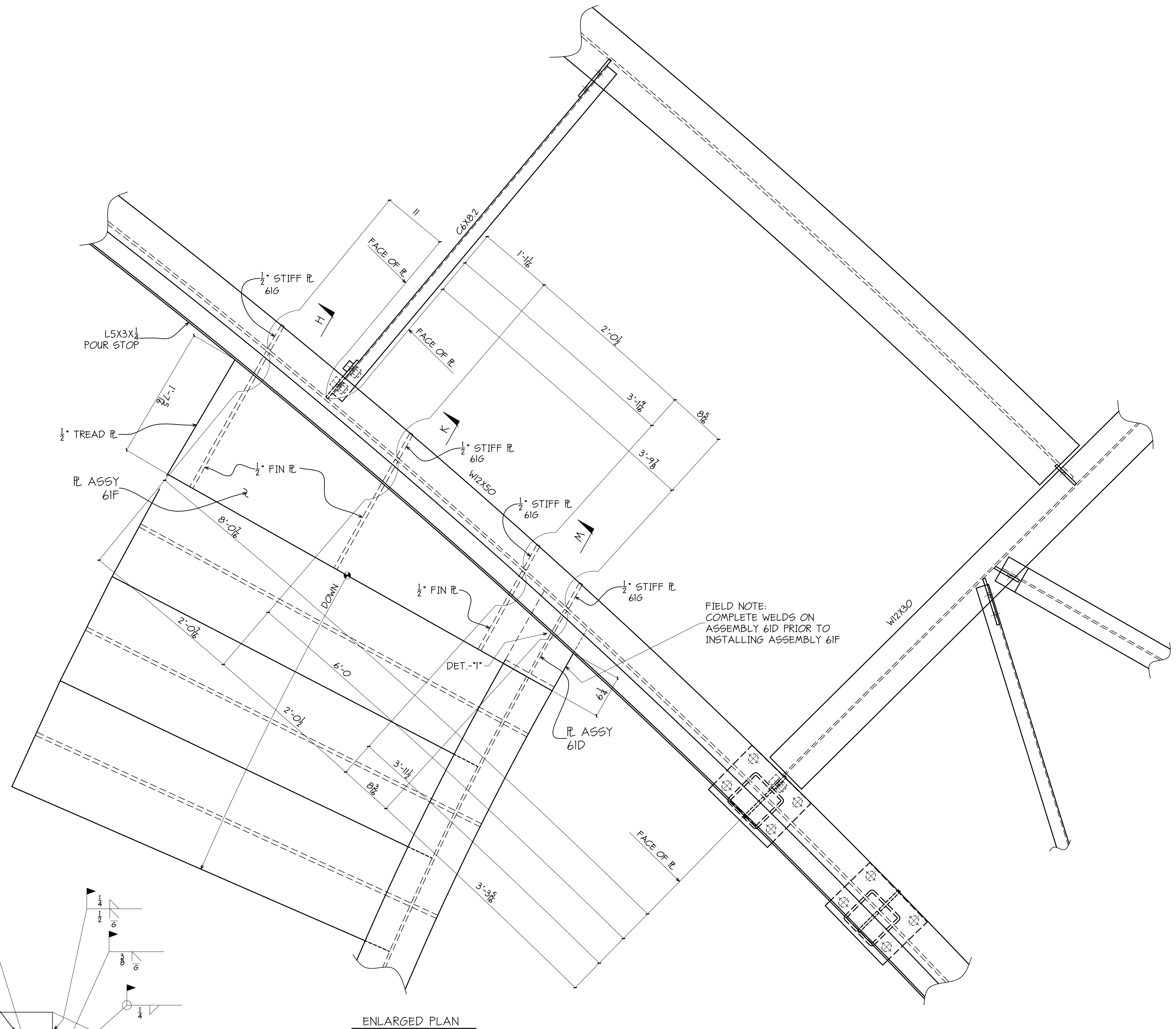
SECTION - "K"



SECTION - "M"



DETAIL - "I"



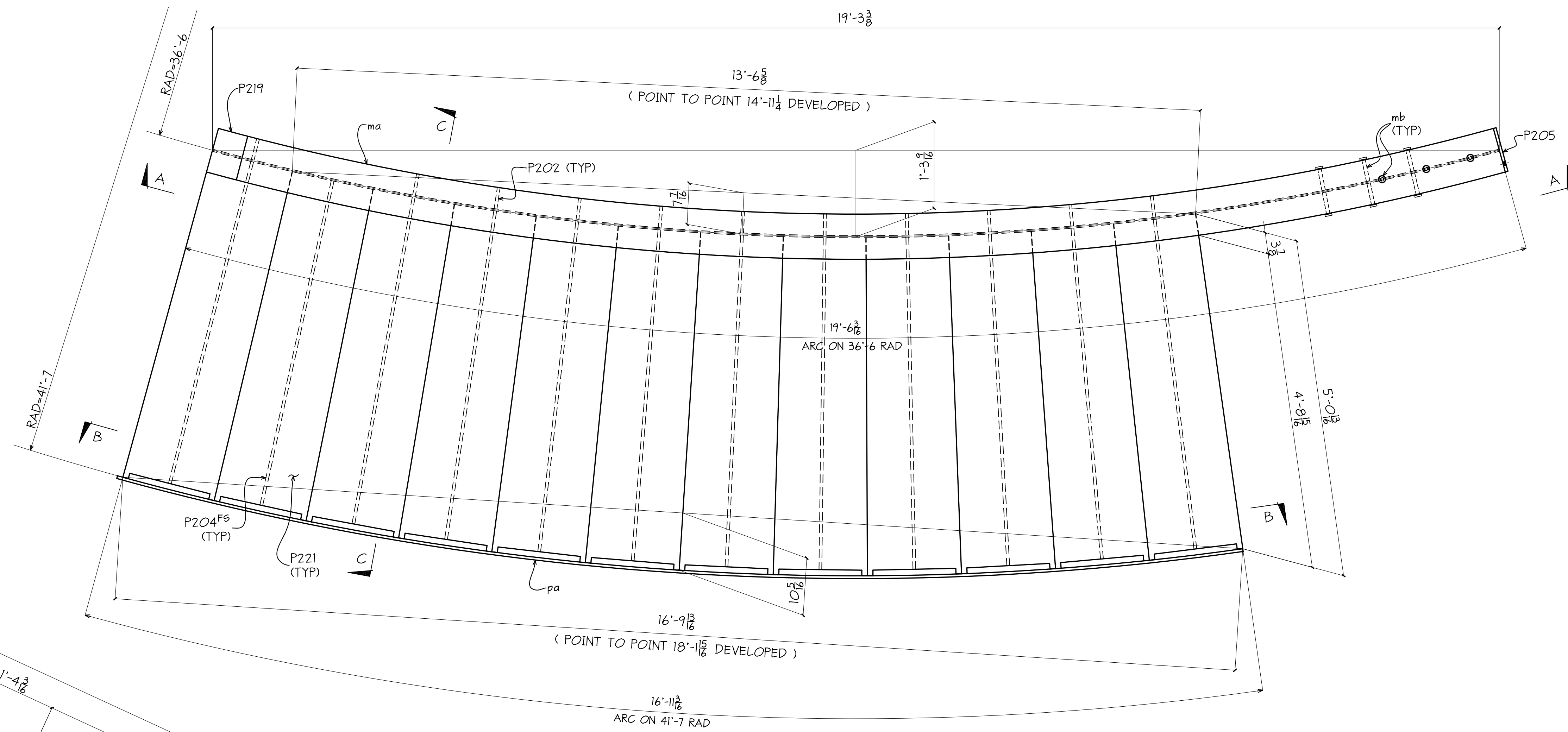
ENLARGED PLAN

ALL STEEL IS GRADE A36 UN.
ALL WIDE FLANGE STEEL IS GRADE A992 UN.
ALL TUBE STEEL IS GRADE A500-B UN.

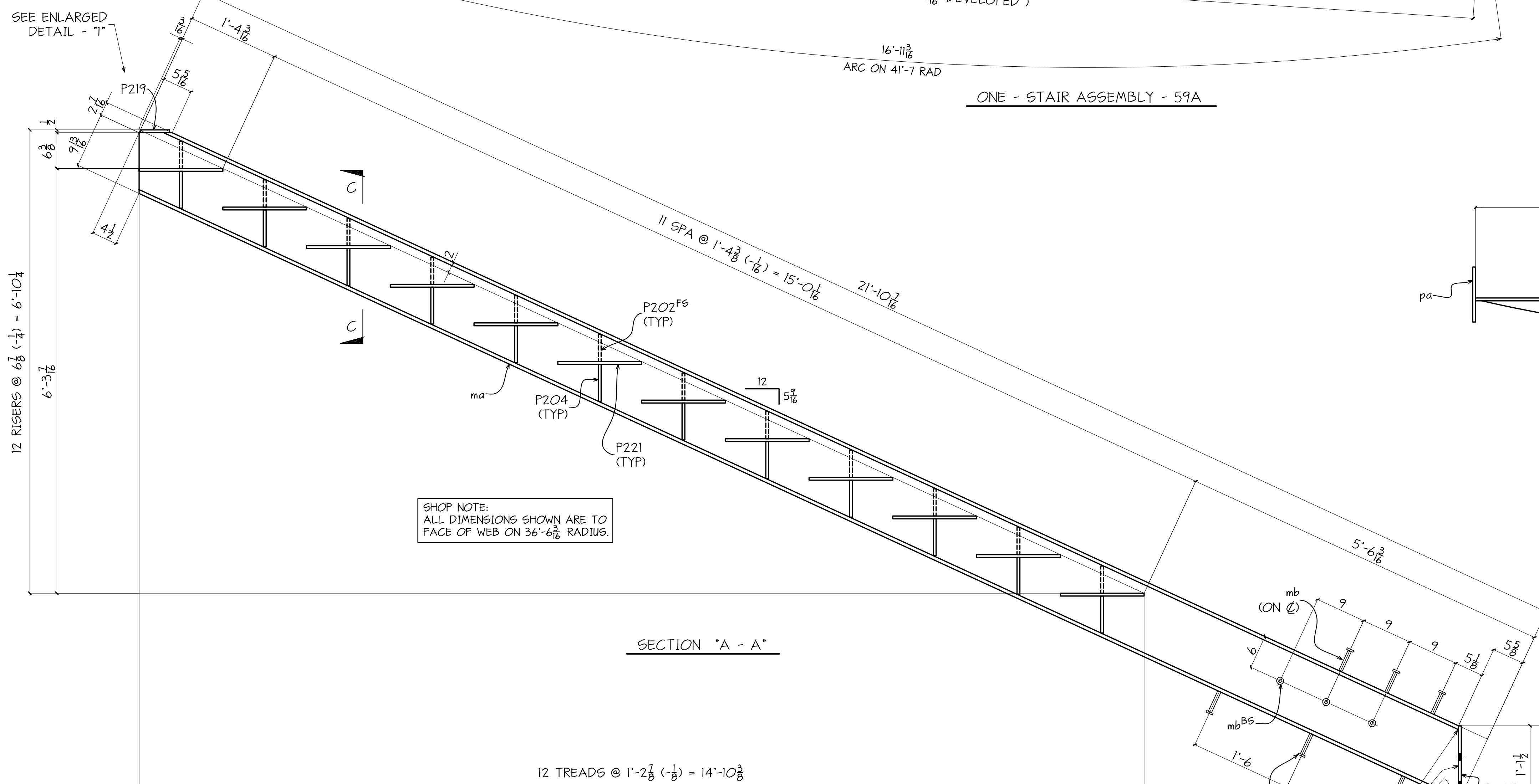
REVISIONS		PRINT RECORD	
NO.	DATE	DESCRIPTION	DATE QTY. ISSUED
1	10/28/05	UPDATED TO FINAL DESIGN AND ADDED MARKS	

PAINT	PER SPECS	HOLES UN. 1/2" HS	WELD UN. E70-LH	APPL	SHOP
PROJECT RESIDENCE ADDRESS RANCHO SANTA FE, CALIFORNIA					
DESCRIPTION MAIN STAIR ENLARGED PLAN					
ARCH. HABITAT ENG. HABITAT					
CUSTOMER WEIR BROS.					
DATE 5/13/05					APPL
DRAWN BY PDS					SHOP
CHKD BY PDS					DATE
JOB NO. 292					JOB NO.
SHT. NO. E17					SHT. NO.

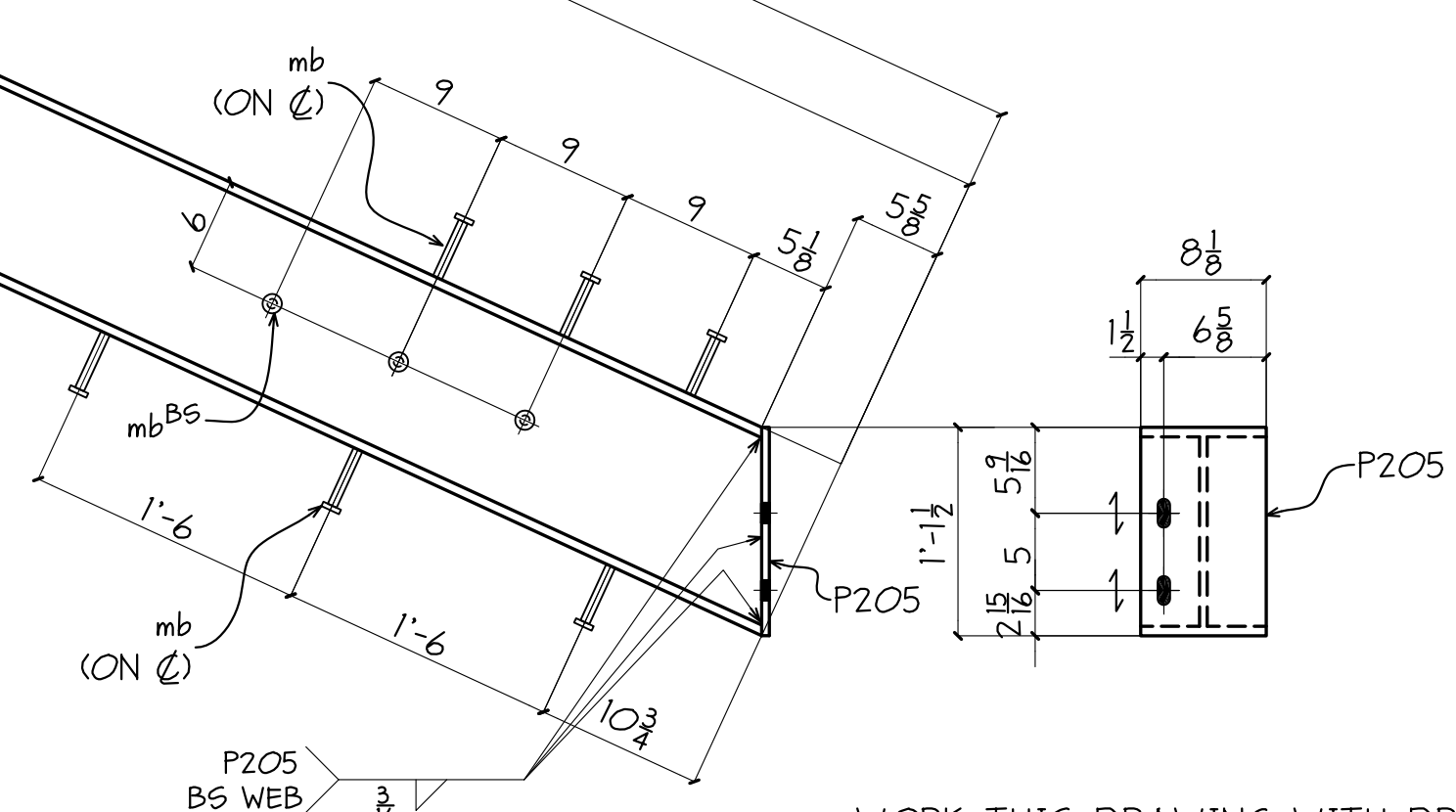
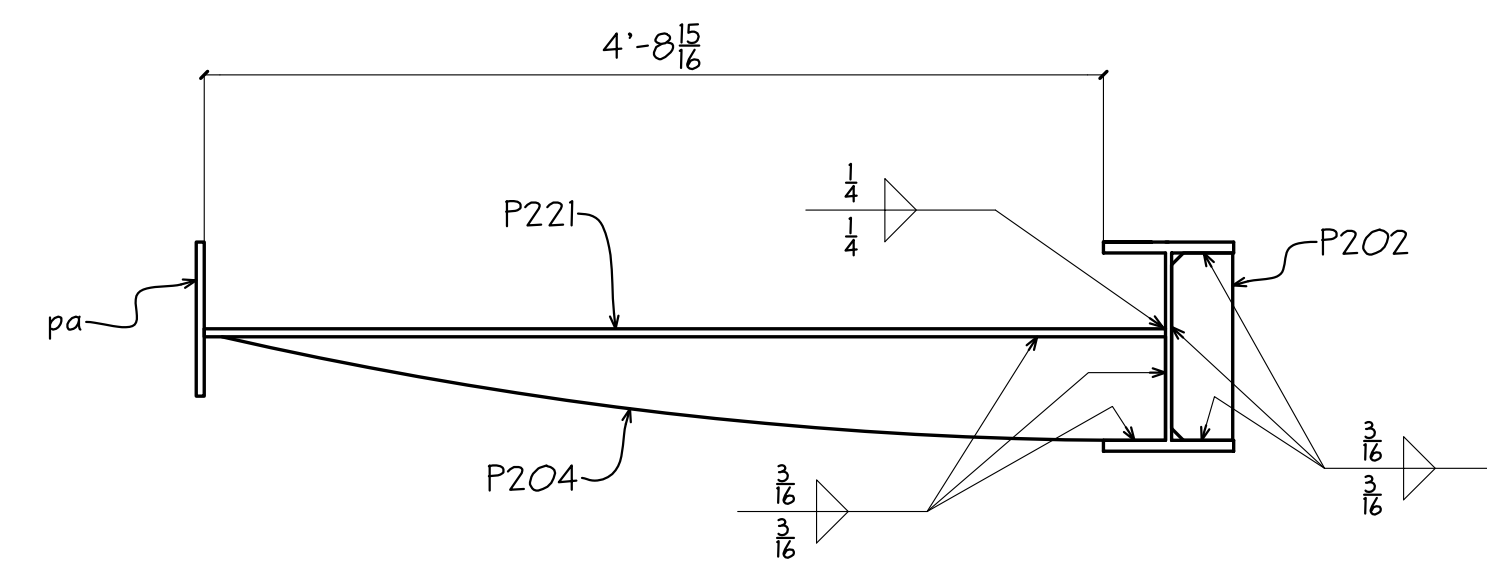
Copyright © 2005 by Quickdraw, Inc. All rights reserved. Except as permitted under the United States Copyright Act of 1976, no part of this document may be reproduced or distributed without written permission from Quickdraw, Inc.



ONE - STAIR ASSEMBLY - 59A



SHOP NOTE:
 ALL DIMENSIONS SHOWN ARE TO FACE OF WEB ON 36'-6³/₁₆ RADIUS.



WORK THIS DRAWING WITH DRAWING 59b

BILL OF MATERIAL

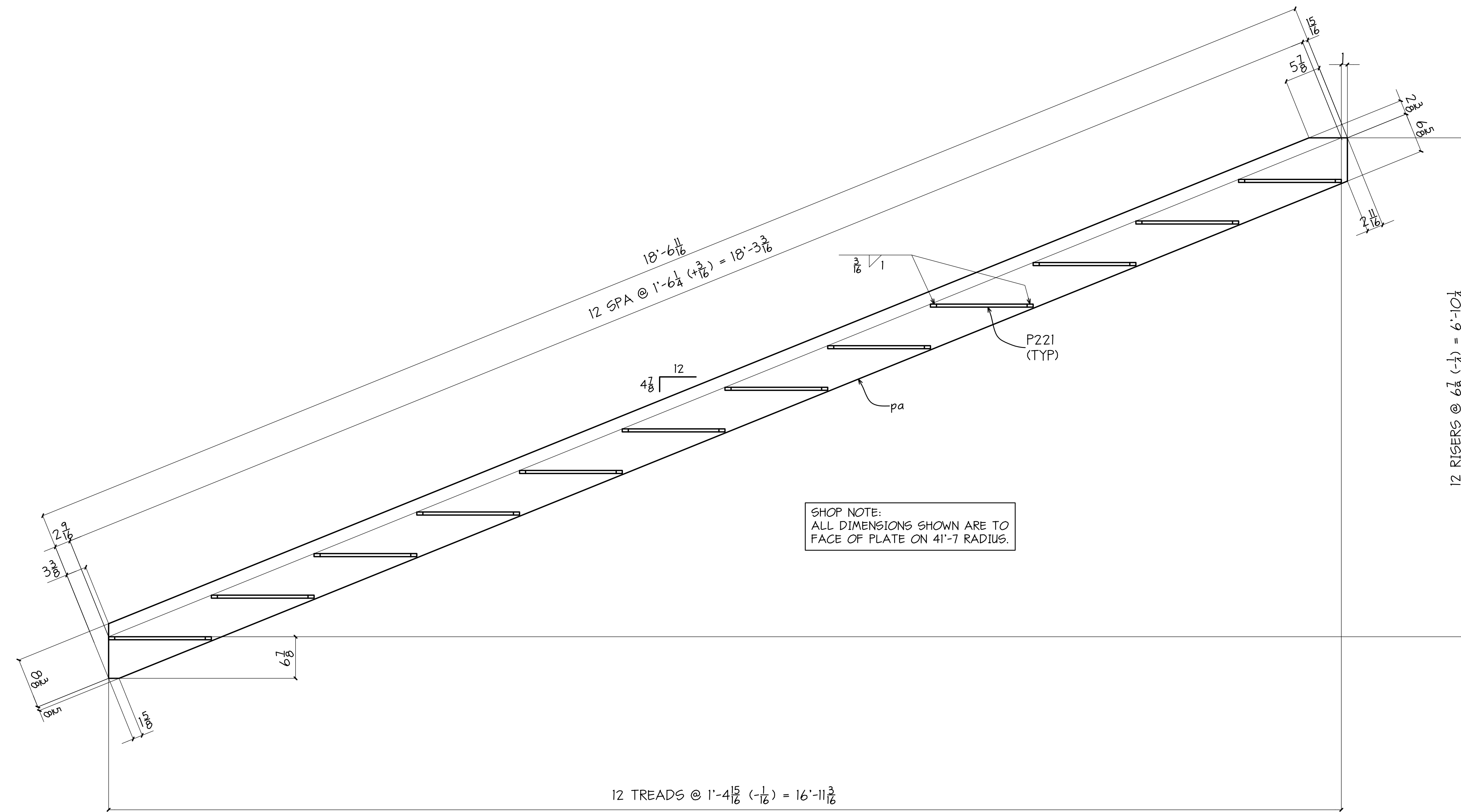
SHIP MARK	PIECE MARK	QTY	DESCRIPTION	LENGTH	REMARKS	PAGE-LINE
59A		ONE	STAIR ASSY			
	ma	1	W12x50	21'-10 ⁷ / ₁₆	ROLLED	R5A
	pa	1	P ² / ₄ x9	18'-6 ¹ / ₁₆	ROLLED	R6A
	P202	12	P ² / ₄ x3 ³ / ₈	0'-11 ³ / ₈		
	P204	12	P ² / ₄ x6 ¹ / ₂	4'-11 ³ / ₈		
	P205	1	P ² / ₄ x8 ³ / ₈	1'-1 ¹ / ₂		
	P219	1	P ² / ₄ x5 ³ / ₈	0'-8 ³ / ₈		
	P221	12	P ² / ₄ x16 ⁵ / ₁₆	5'-1		
	mb	12	5/8" WELD STUD	0'-4		

ALL STEEL IS GRADE A36 U.N.
 ALL WIDE FLANGE STEEL IS GRADE A992 U.N.
 ALL TUBE STEEL IS GRADE A500-B U.N.

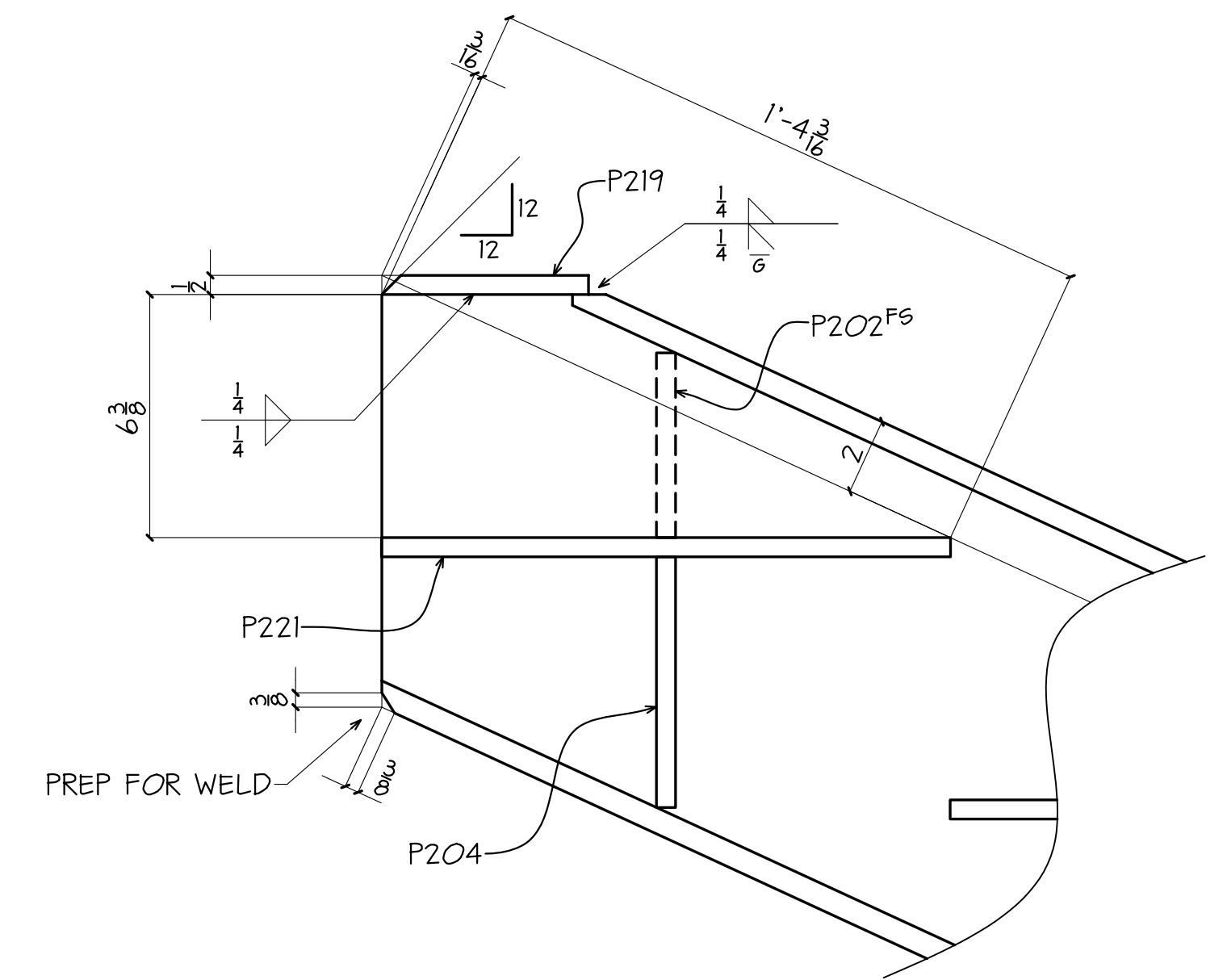
REVISIONS		PRINT RECORD	
NO.	DATE	DESCRIPTION	DATE

PAINT	PER SPECS	HOLES UN. 1/2" HS	WELD UN. E70-LH	APPL	SHOP
PROJECT	RESIDENCE ADDRESS RANCHO SANTA FE, CALIFORNIA			DATE	10-19-05
DESCRIPTION	STAIR ASSEMBLY			DRAWN BY	Q.D.
ARCH.	HABITAT	ENG.	HABITAT	CHKD BY	Q.D.
CUSTOMER	WEIR BROS.			JOB NO.	292
				SHI. NO.	59a

Copyright © 2005 by Quickdraw, Inc. All rights reserved. Except as permitted under the United States Copyright Act of 1976, no part of this document may be reproduced or distributed without written permission from Quickdraw, Inc.



SECTION "B - B"



DETAIL - 1"

SHOP NOTE:
ALL DIMENSIONS SHOWN ARE TO
FACE OF PLATE ON 41'-7\"/>

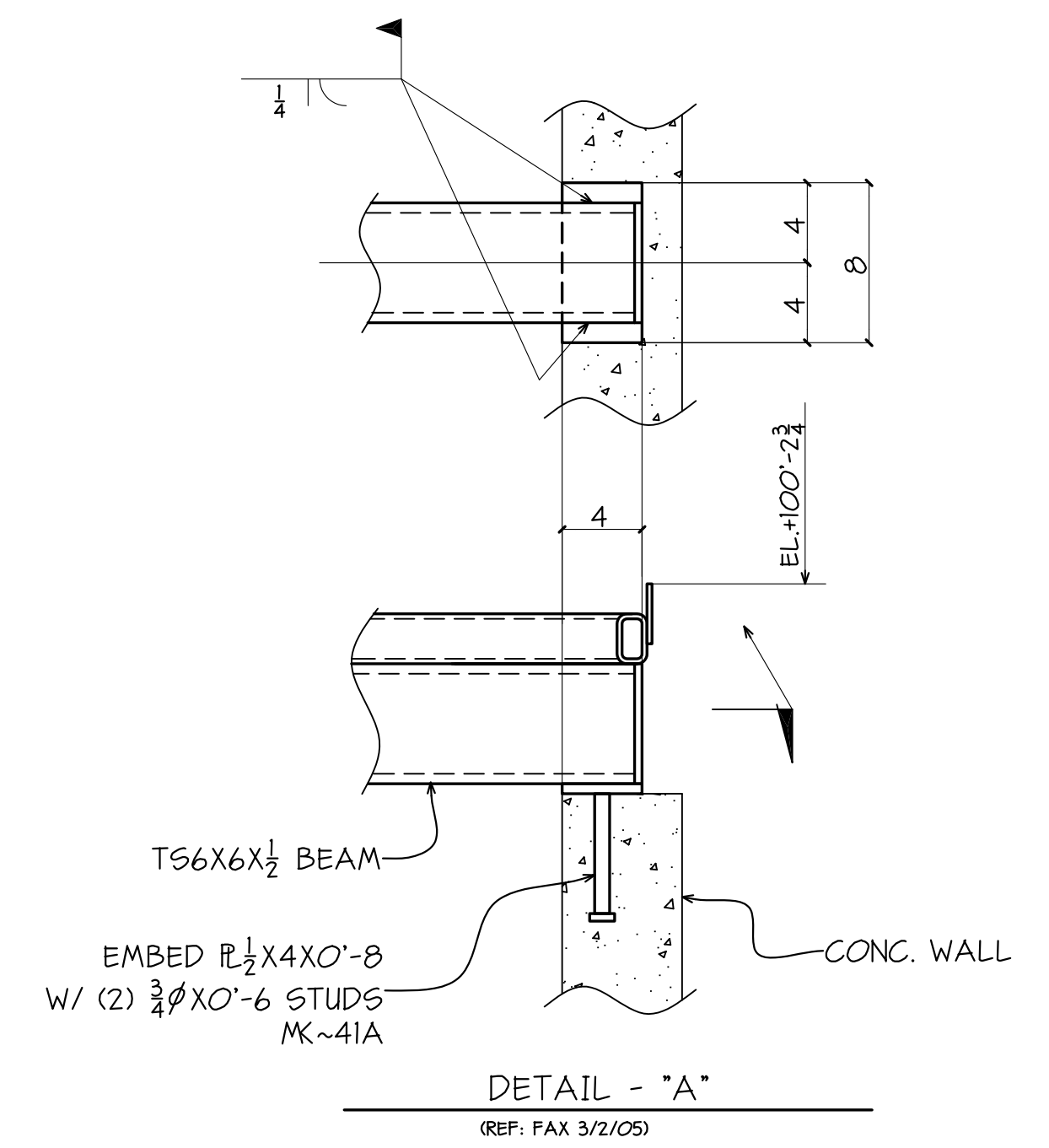
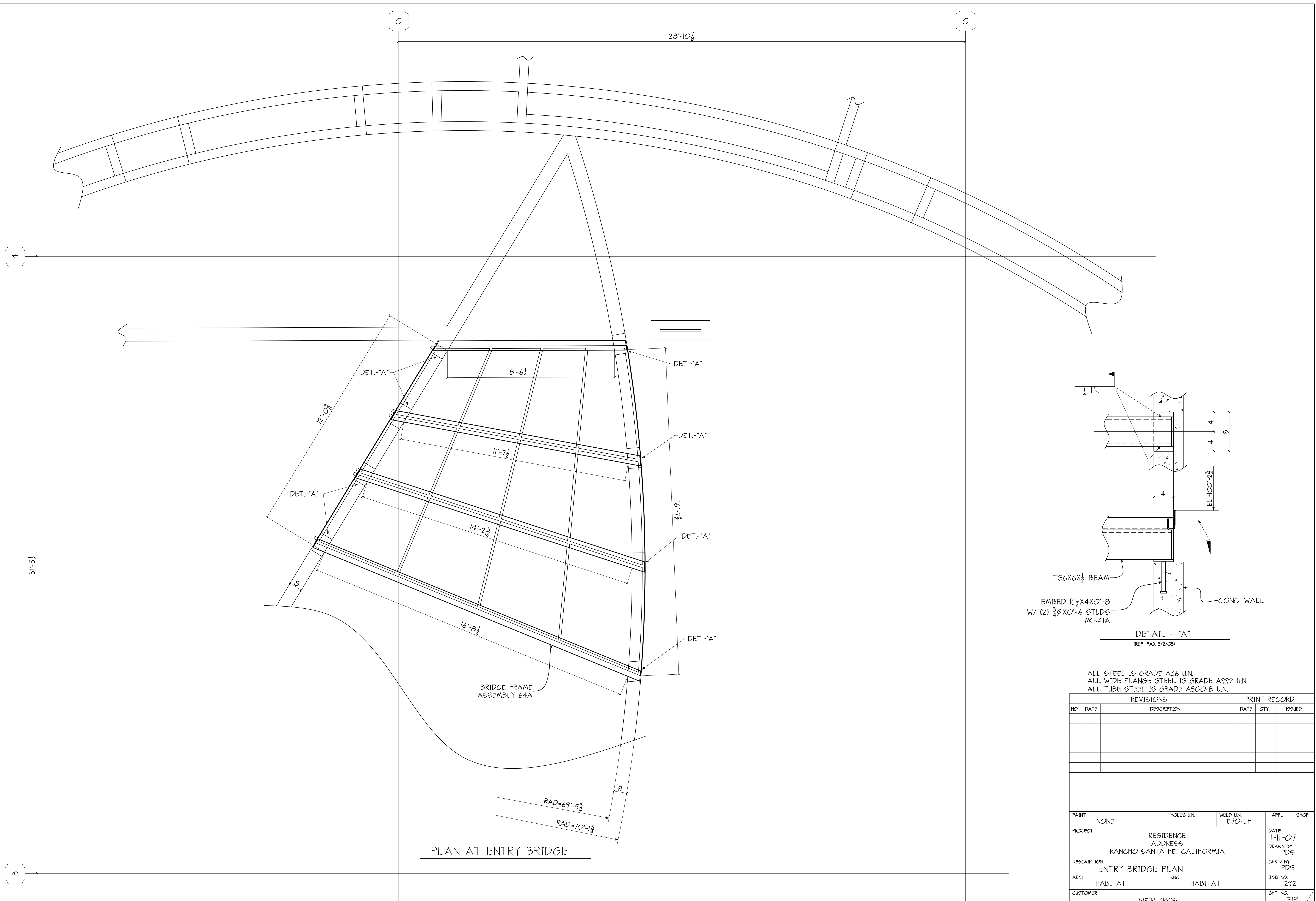
ALL STEEL IS GRADE A36 U.N.
ALL WIDE FLANGE STEEL IS GRADE A992 U.N.
ALL TUBE STEEL IS GRADE A500-B U.N.

REVISIONS		PRINT RECORD			
NO.	DATE	DESCRIPTION	DATE	QTY.	ISSUED

PAINT	PER SPECS	HOLES UN. 1/2\"/>	
PROJECT	RESIDENCE ADDRESS RANCHO SANTA FE, CALIFORNIA		DATE 10-25-05
DESCRIPTION	STAIR ASSEMBLY		DRAWN BY Q.D.
ARCH.	HABITAT	ENG. HABITAT	CHKD BY Q.D.
CUSTOMER	WEIR BROS.		JOB NO. 292
			SHT. NO. 59b

WORK THIS DRAWING WITH DRAWING 59a

Copyright © 2007 by Practical Drafting Solutions. All rights reserved. Except as permitted under the United States Copyright Act of 1976, no part of this document may be reproduced or distributed without written permission from PDS.

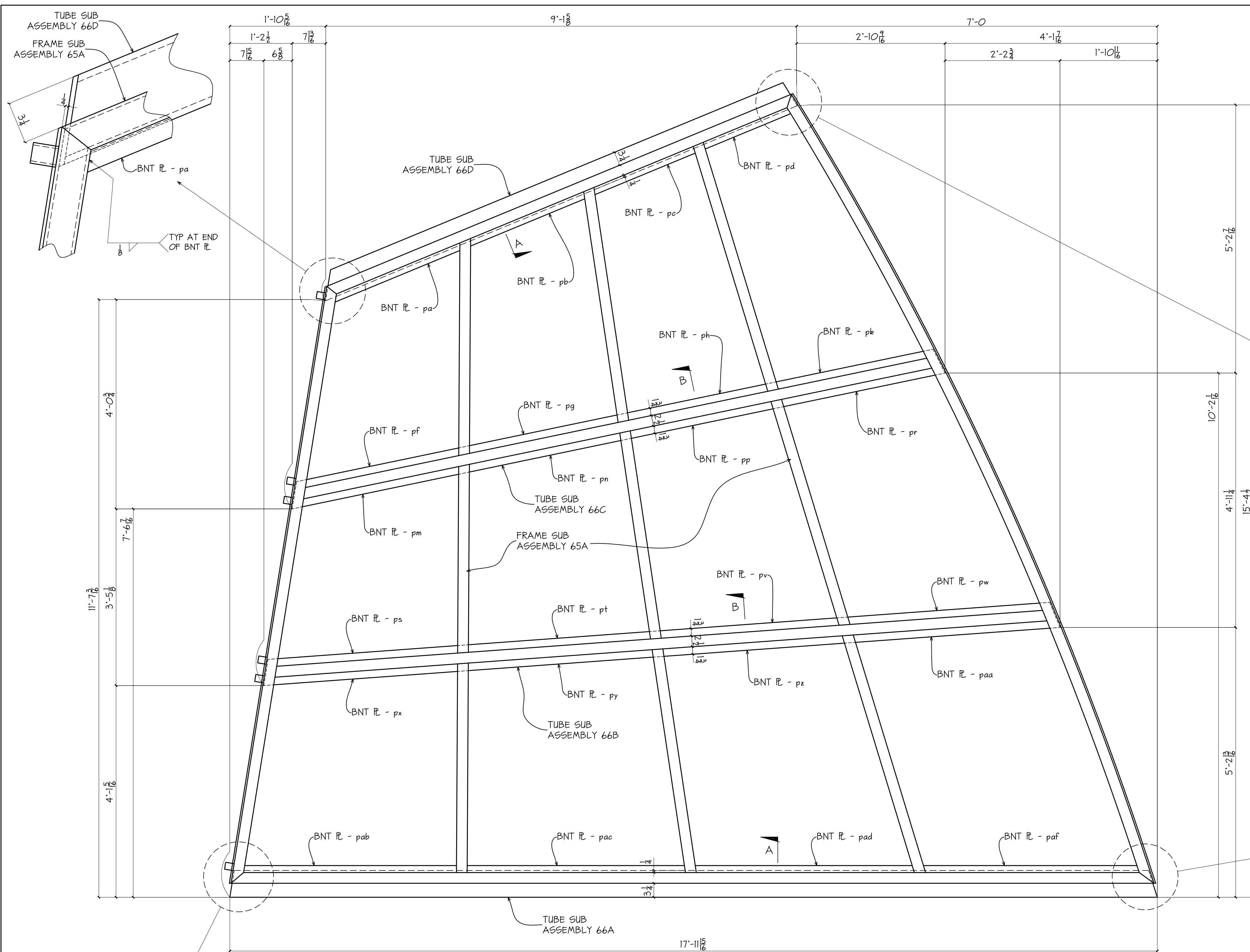


ALL STEEL IS GRADE A36 U.N.
 ALL WIDE FLANGE STEEL IS GRADE A992 U.N.
 ALL TUBE STEEL IS GRADE A500-B U.N.

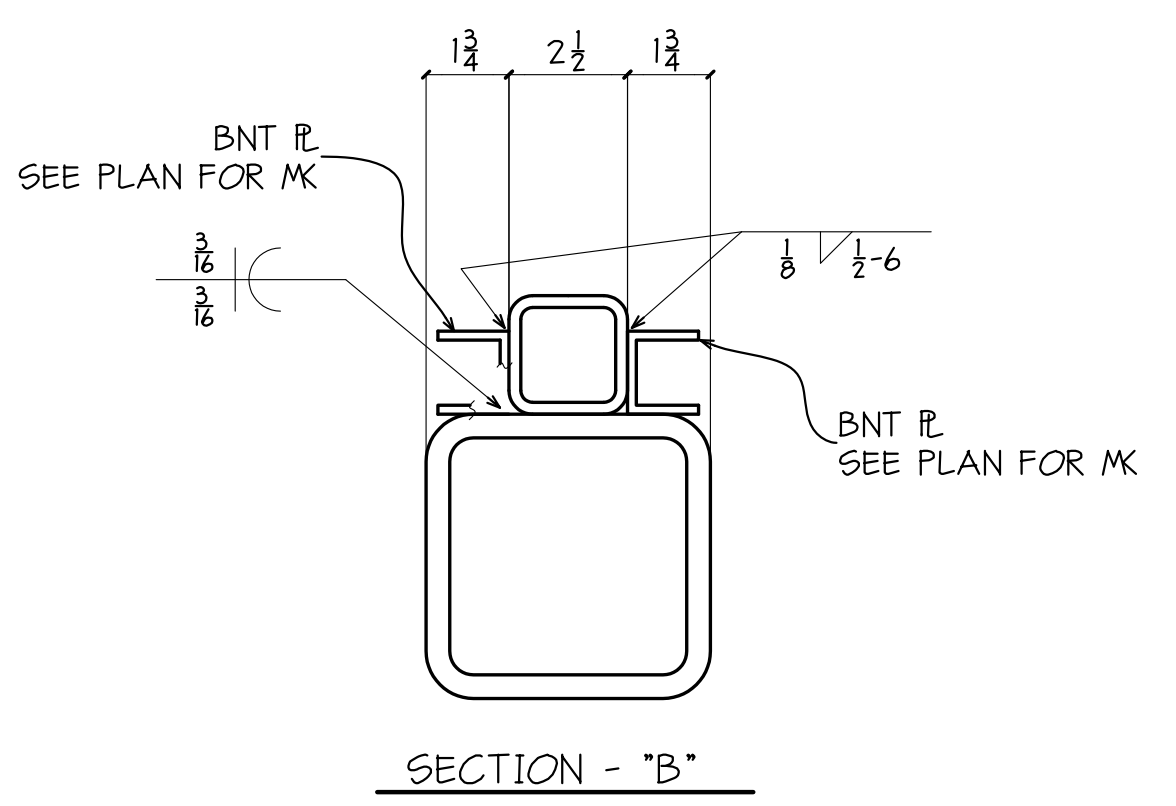
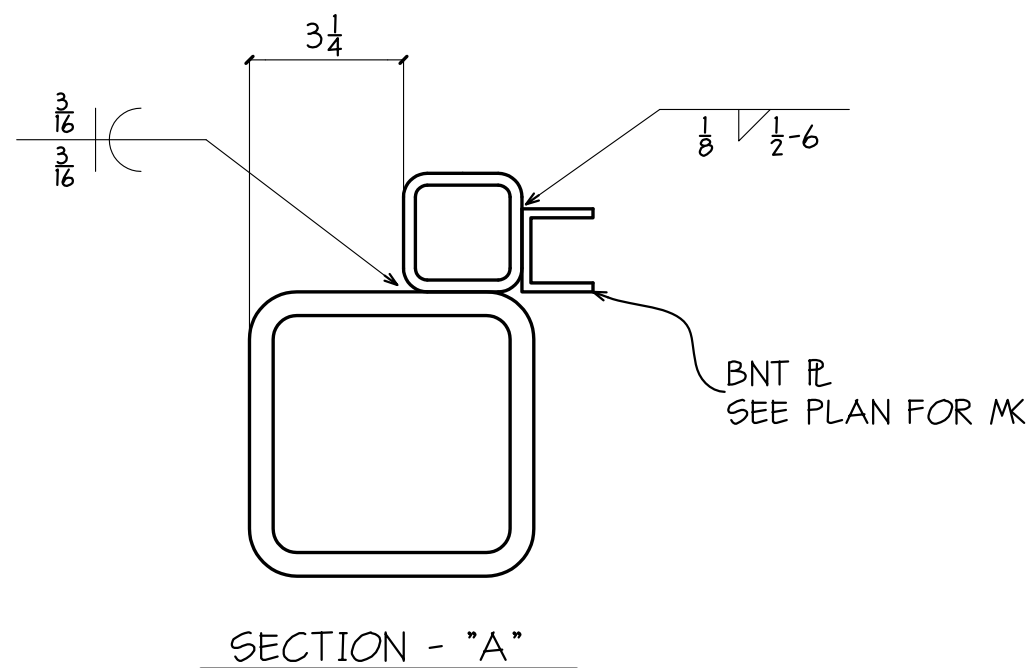
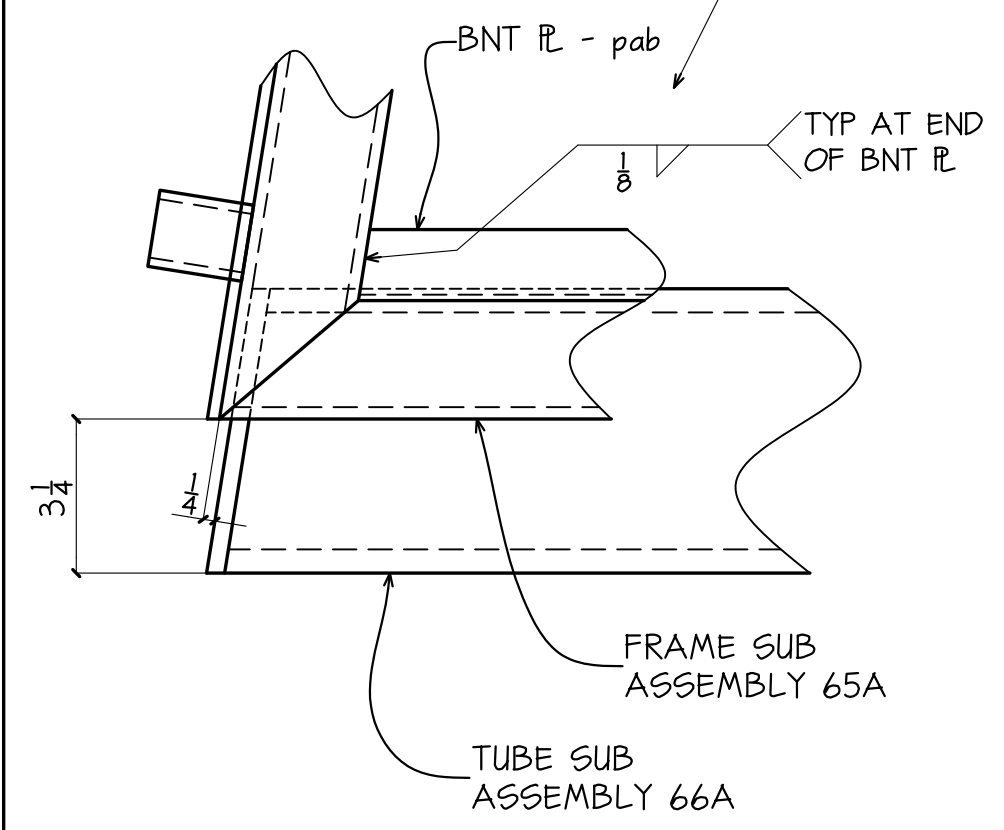
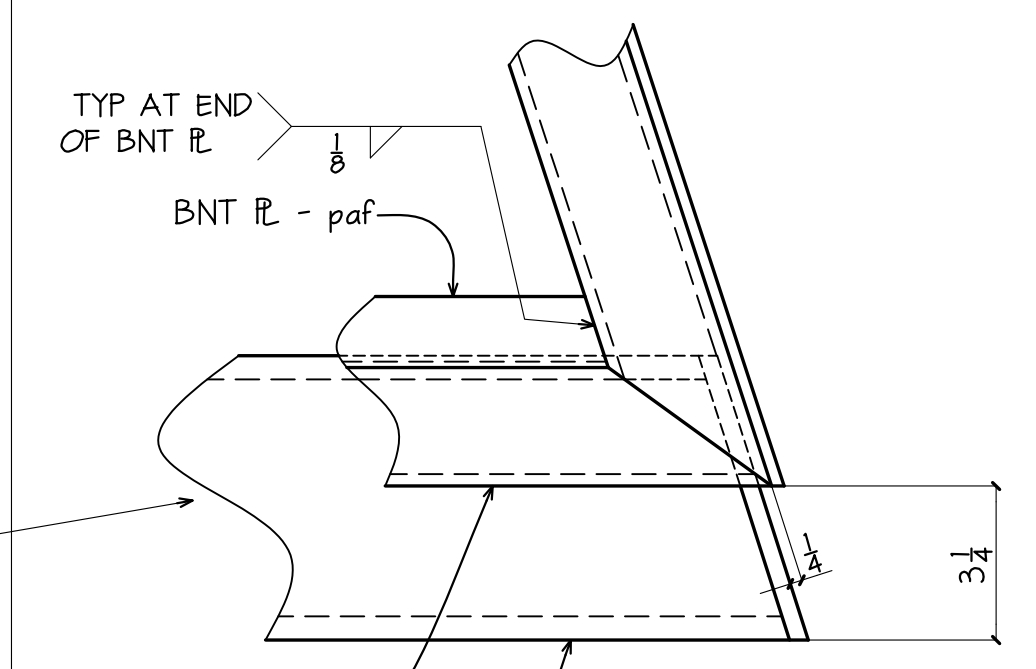
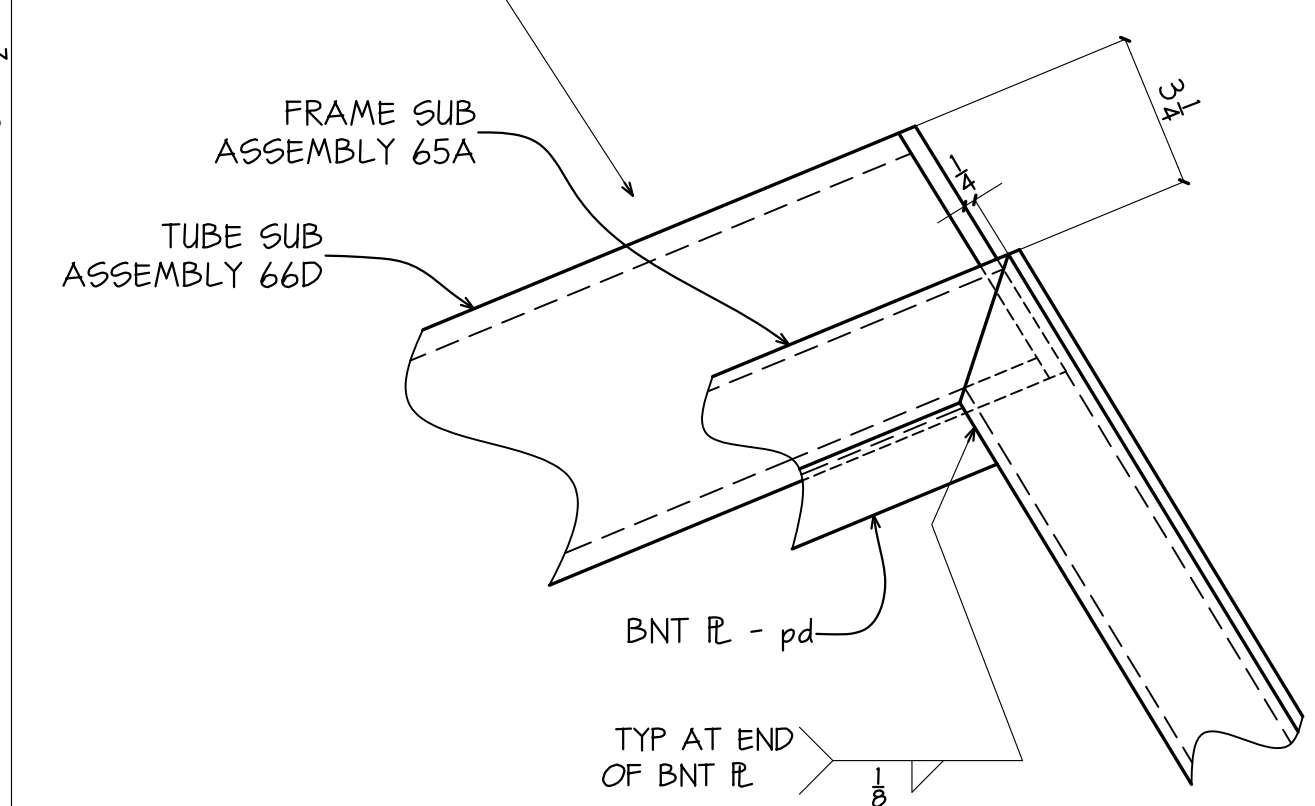
REVISIONS		PRINT RECORD			
NO.	DATE	DESCRIPTION	DATE	QTY.	ISSUED

PAINT	NONE	HOLES UN.	WELD UN.	APPL.	SHOP
PROJECT	RESIDENCE ADDRESS RANCHO SANTA FE, CALIFORNIA				DATE 1-11-07
DESCRIPTION	ENTRY BRIDGE PLAN				CHK'D BY PDS
ARCH.	HABITAT	ENG.	HABITAT	JOB NO. 292	
CUSTOMER	WEIR BROS.				SHT. NO. E19

Copyright © 2007 by Practical Drafting Solutions. All rights reserved. Except as permitted under the United States Copyright Act of 1976, no part of this document may be reproduced or distributed without written permission from PDS.



BILL OF MATERIAL					
SHIP MARK	PIECE MARK	QTY	DESCRIPTION	LENGTH	PAGE-LINE
64A		1	BRIDGE ASSEMBLY		
	65A	1	FRAME ASSY		
	66A	1	TUBE ASSY		
	66B	1	TUBE ASSY		
	66C	1	TUBE ASSY		
	66D	1	TUBE ASSY		
	pa	1	BNT RL $\frac{1}{8} \times 5$	2'-0 $\frac{3}{8}$	STAINLESS STEEL
	pb	1	BNT RL $\frac{1}{8} \times 5$	2'-5 $\frac{1}{2}$	STAINLESS STEEL
	pc	1	BNT RL $\frac{1}{8} \times 5$	2'-1 $\frac{1}{2}$	STAINLESS STEEL
	pd	1	BNT RL $\frac{1}{8} \times 5$	1'-9 $\frac{1}{2}$	STAINLESS STEEL
	pe	1	BNT RL $\frac{1}{8} \times 5$	3'-0 $\frac{3}{4}$	STAINLESS STEEL
	pf	1	BNT RL $\frac{1}{8} \times 5$	2'-11 $\frac{1}{2}$	STAINLESS STEEL
	pg	1	BNT RL $\frac{1}{8} \times 5$	2'-9 $\frac{1}{2}$	STAINLESS STEEL
	ph	1	BNT RL $\frac{1}{8} \times 5$	3'-1 $\frac{1}{2}$	STAINLESS STEEL
	pi	1	BNT RL $\frac{1}{8} \times 5$	3'-1 $\frac{1}{2}$	STAINLESS STEEL
	pj	1	BNT RL $\frac{1}{8} \times 5$	3'-0 $\frac{3}{8}$	STAINLESS STEEL
	pk	1	BNT RL $\frac{1}{8} \times 5$	2'-9 $\frac{1}{2}$	STAINLESS STEEL
	pl	1	BNT RL $\frac{1}{8} \times 5$	3'-0 $\frac{3}{8}$	STAINLESS STEEL
	pm	1	BNT RL $\frac{1}{8} \times 5$	2'-9 $\frac{1}{2}$	STAINLESS STEEL
	pn	1	BNT RL $\frac{1}{8} \times 5$	3'-0 $\frac{3}{8}$	STAINLESS STEEL
	po	1	BNT RL $\frac{1}{8} \times 5$	2'-9 $\frac{1}{2}$	STAINLESS STEEL
	pp	1	BNT RL $\frac{1}{8} \times 5$	3'-0 $\frac{3}{8}$	STAINLESS STEEL
	pq	1	BNT RL $\frac{1}{8} \times 5$	3'-6 $\frac{1}{2}$	STAINLESS STEEL
	pr	1	BNT RL $\frac{1}{8} \times 5$	3'-5 $\frac{3}{8}$	STAINLESS STEEL
	ps	1	BNT RL $\frac{1}{8} \times 5$	3'-9 $\frac{1}{2}$	STAINLESS STEEL
	pt	1	BNT RL $\frac{1}{8} \times 5$	3'-7 $\frac{1}{2}$	STAINLESS STEEL
	pu	1	BNT RL $\frac{1}{8} \times 5$	3'-7 $\frac{1}{2}$	STAINLESS STEEL
	pv	1	BNT RL $\frac{1}{8} \times 5$	3'-6 $\frac{1}{2}$	STAINLESS STEEL
	pw	1	BNT RL $\frac{1}{8} \times 5$	3'-9 $\frac{1}{2}$	STAINLESS STEEL
	px	1	BNT RL $\frac{1}{8} \times 5$	3'-7 $\frac{1}{2}$	STAINLESS STEEL
	py	1	BNT RL $\frac{1}{8} \times 5$	3'-7 $\frac{1}{2}$	STAINLESS STEEL
	pz	1	BNT RL $\frac{1}{8} \times 5$	3'-6 $\frac{1}{2}$	STAINLESS STEEL
	paa	1	BNT RL $\frac{1}{8} \times 5$	3'-9 $\frac{1}{2}$	STAINLESS STEEL
	pab	1	BNT RL $\frac{1}{8} \times 5$	4'-1 $\frac{1}{2}$	STAINLESS STEEL
	pac	1	BNT RL $\frac{1}{8} \times 5$	4'-2 $\frac{1}{2}$	STAINLESS STEEL
	pad	1	BNT RL $\frac{1}{8} \times 5$	4'-3	STAINLESS STEEL
	paf	1	BNT RL $\frac{1}{8} \times 5$	4'-2 $\frac{1}{4}$	STAINLESS STEEL

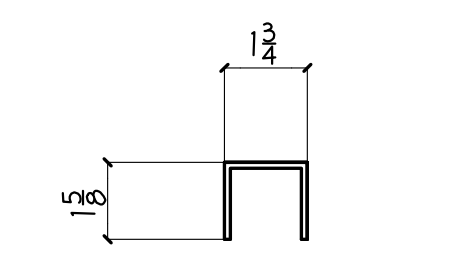
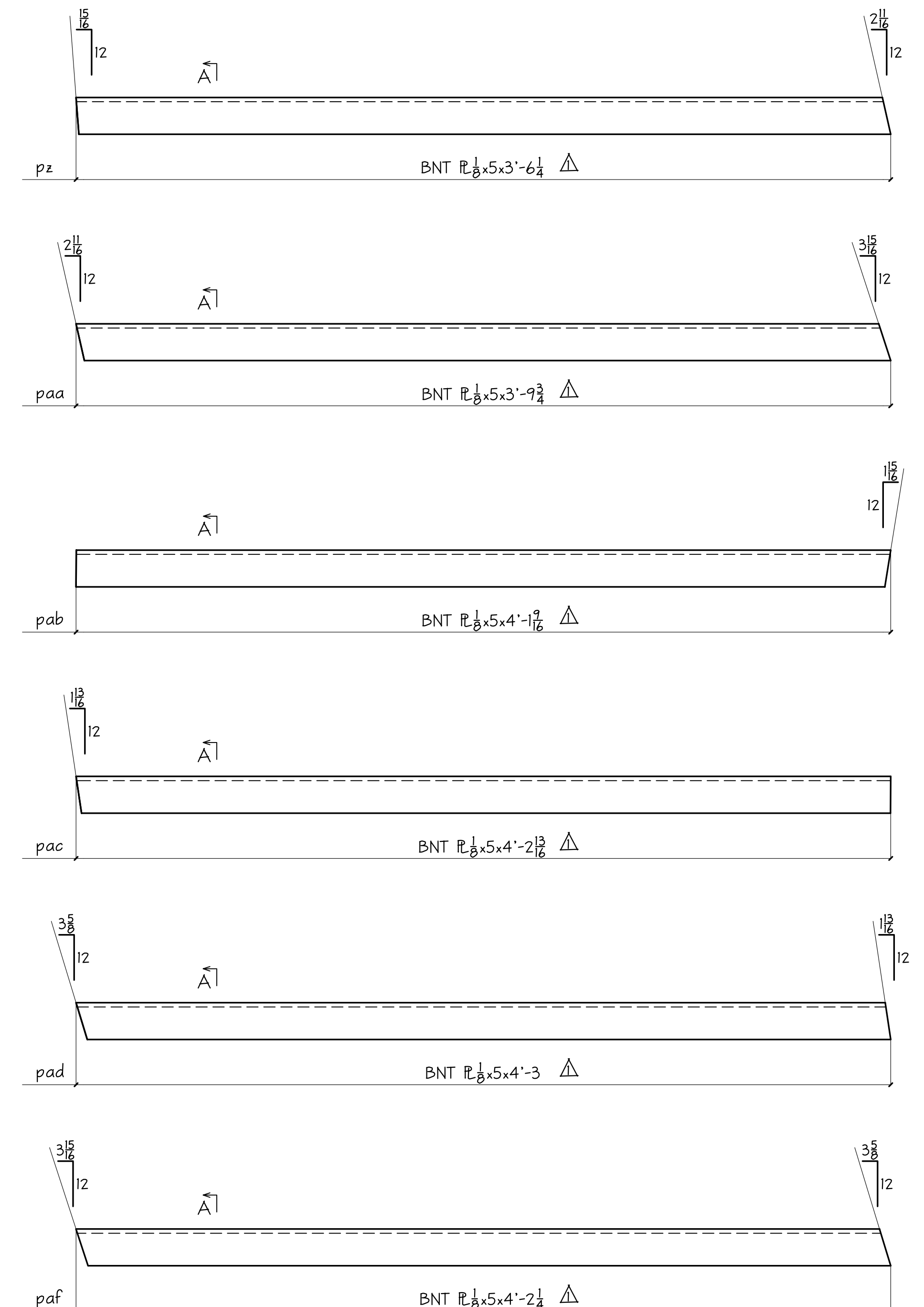
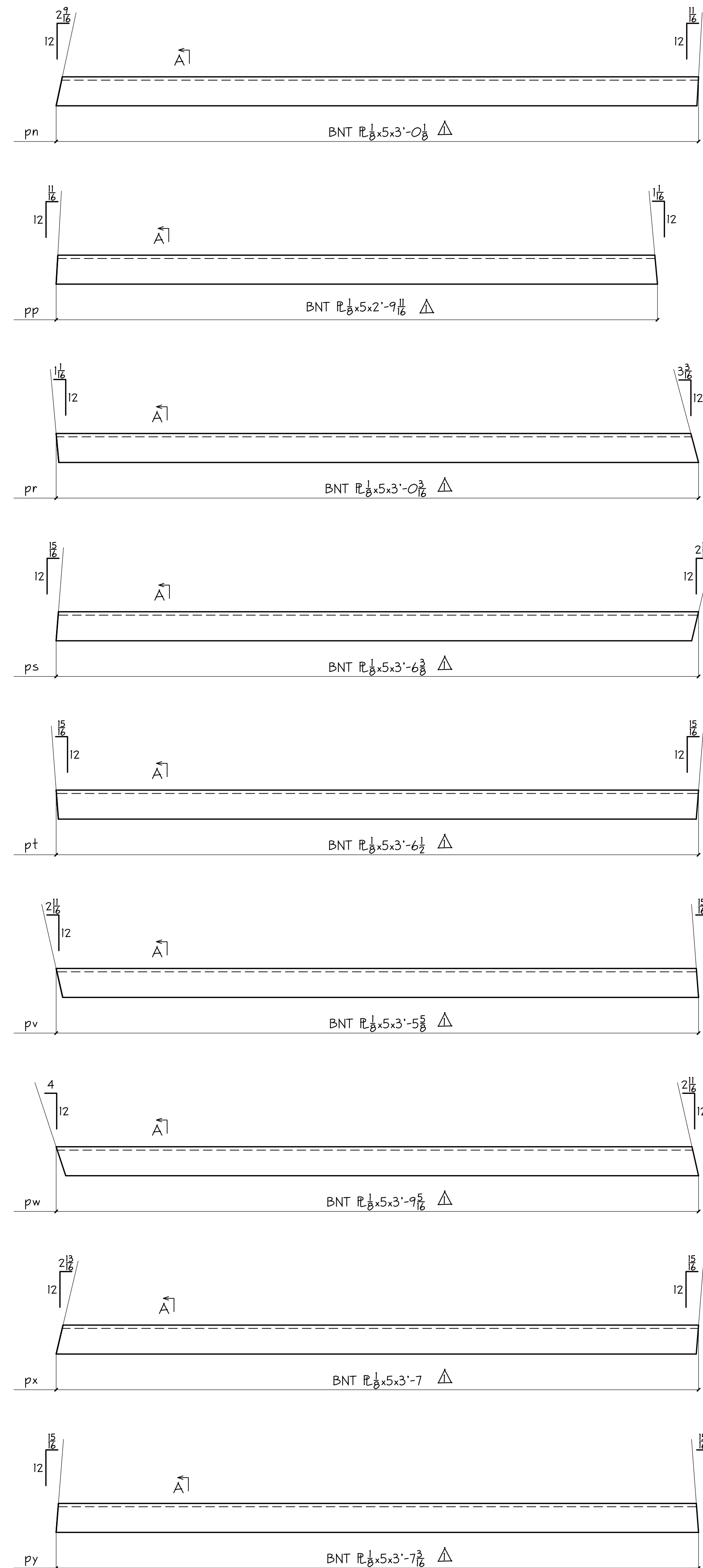
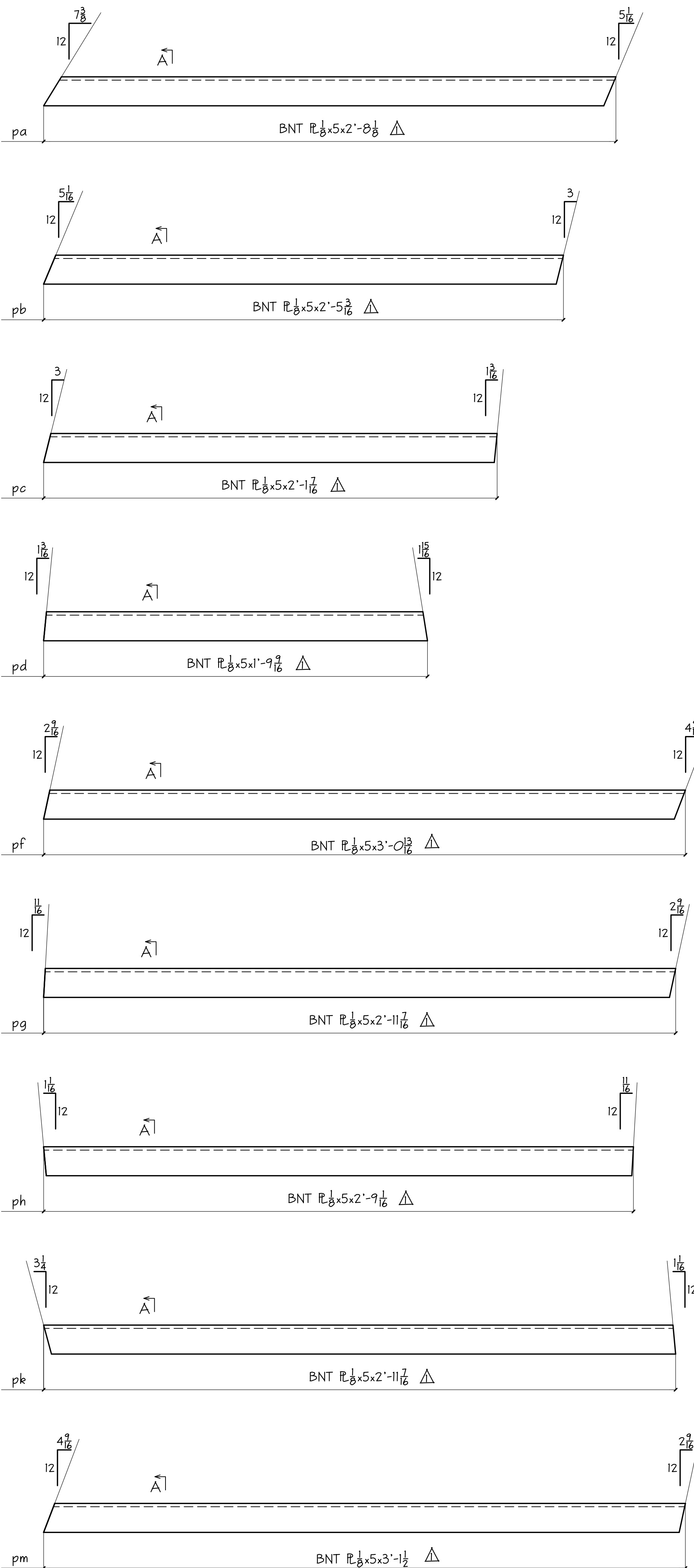


ONE - BRIDGE FRAME - 64A

SHOP NOTE:
 ARCHITECTURALLY EXPOSED STEEL. TAKE SPECIAL CARE IN ASSEMBLY OF FRAME. GRIND SMOOTH ALL SHARP AND ROUGH EDGES. PROVIDE CLEAN WELDS. MINIMIZE SURFACE DEFECTS AND DISTORTION.

REVISIONS		PRINT RECORD		
NO.	DATE	DESCRIPTION	DATE	QTY.
1	3/27/07	REVISED TUBE SIZE		

PAINT	Holes UN.	WELD UN.	APPL.	SHOP
NONE		E70-LH		
PROJECT		RESIDENCE ADDRESS		DATE
		RANCHO SANTA FE, CALIFORNIA		1-26-07
DESCRIPTION		ENTRY BRIDGE FRAME		DRAWN BY
				PDS
ARCH.	HABITAT	ENG.	HABITAT	CHKD BY
				PDS
CUSTOMER	WEIR BROS.	JOB NO.	292	SHT. NO.
				64a

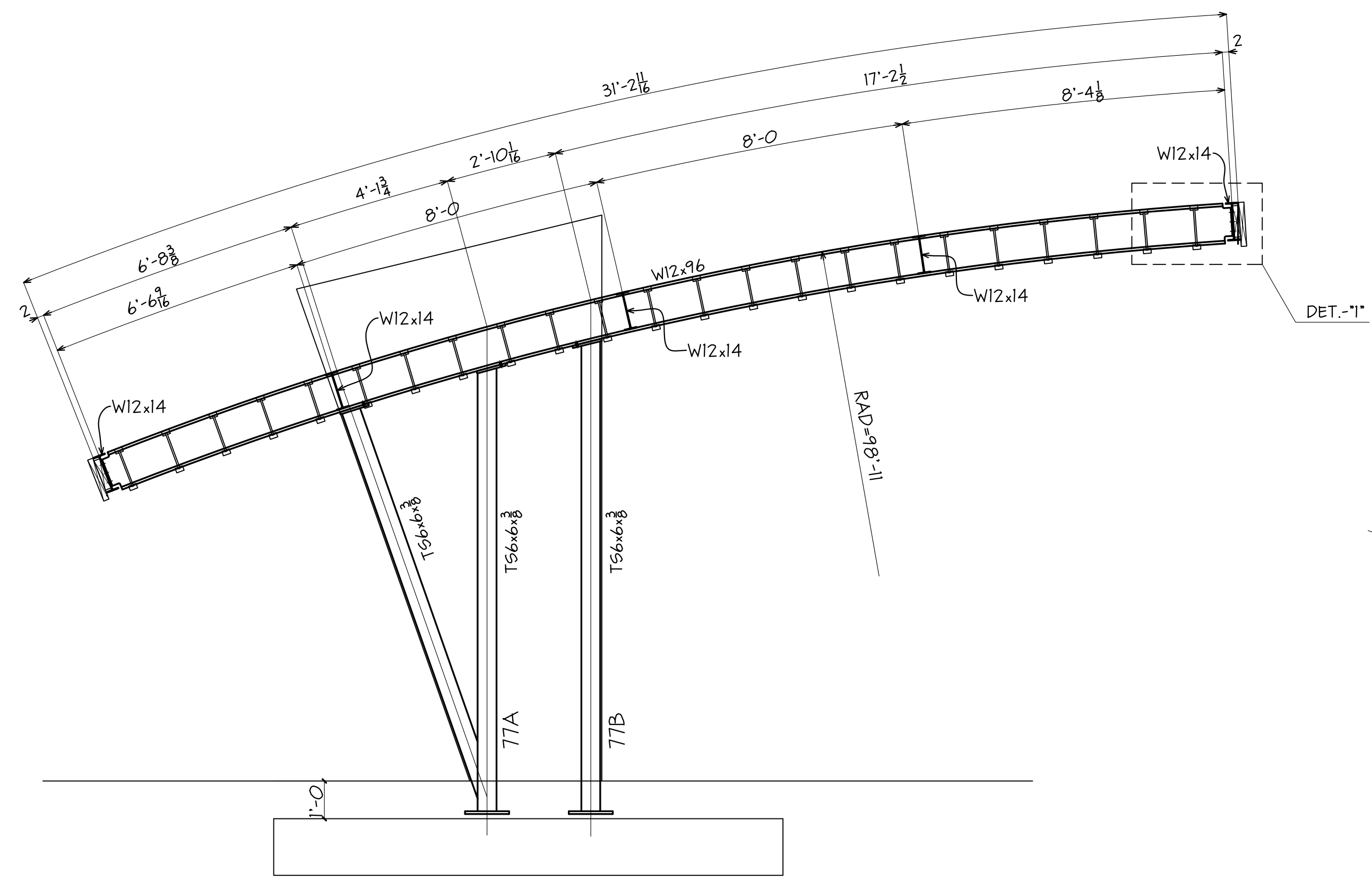
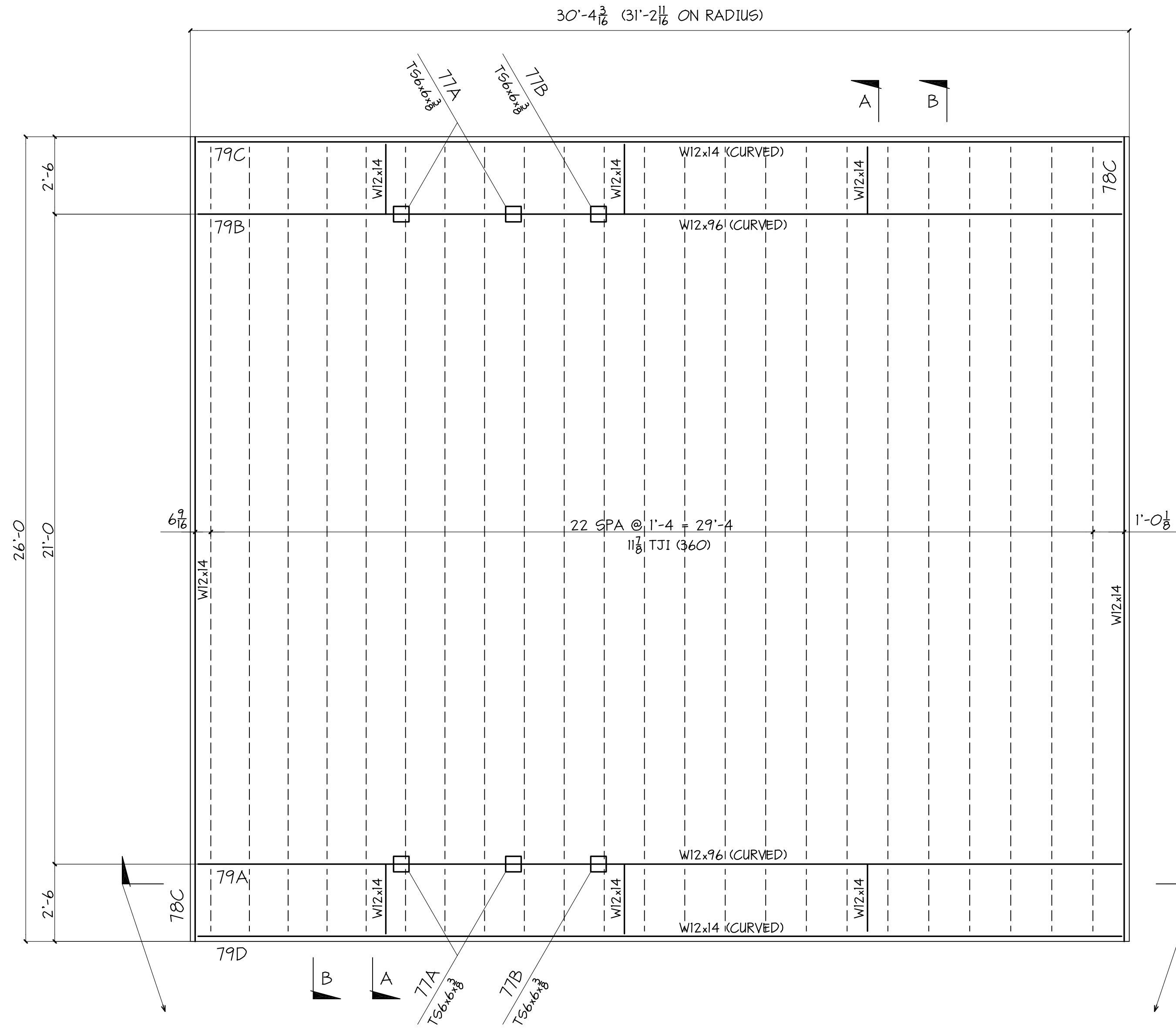


SHOP NOTE:
 ARCHITECTURALLY EXPOSED STEEL. TAKE SPECIAL CARE IN ASSEMBLY OF FRAME. GRIND SMOOTH ALL SHARP AND ROUGH EDGES. PROVIDE CLEAN WELDS. MINIMIZE SURFACE DEFECTS AND DISTORTION.

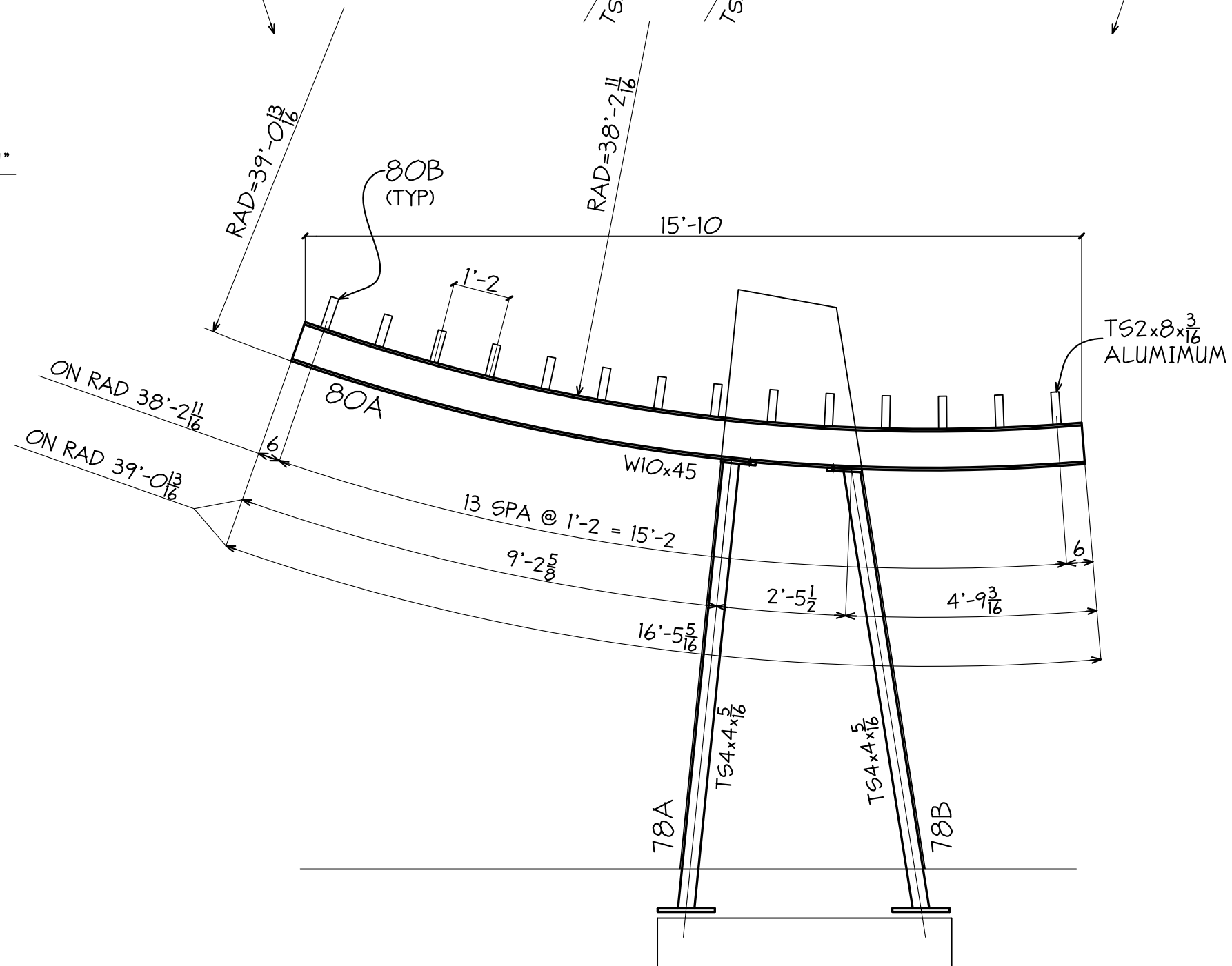
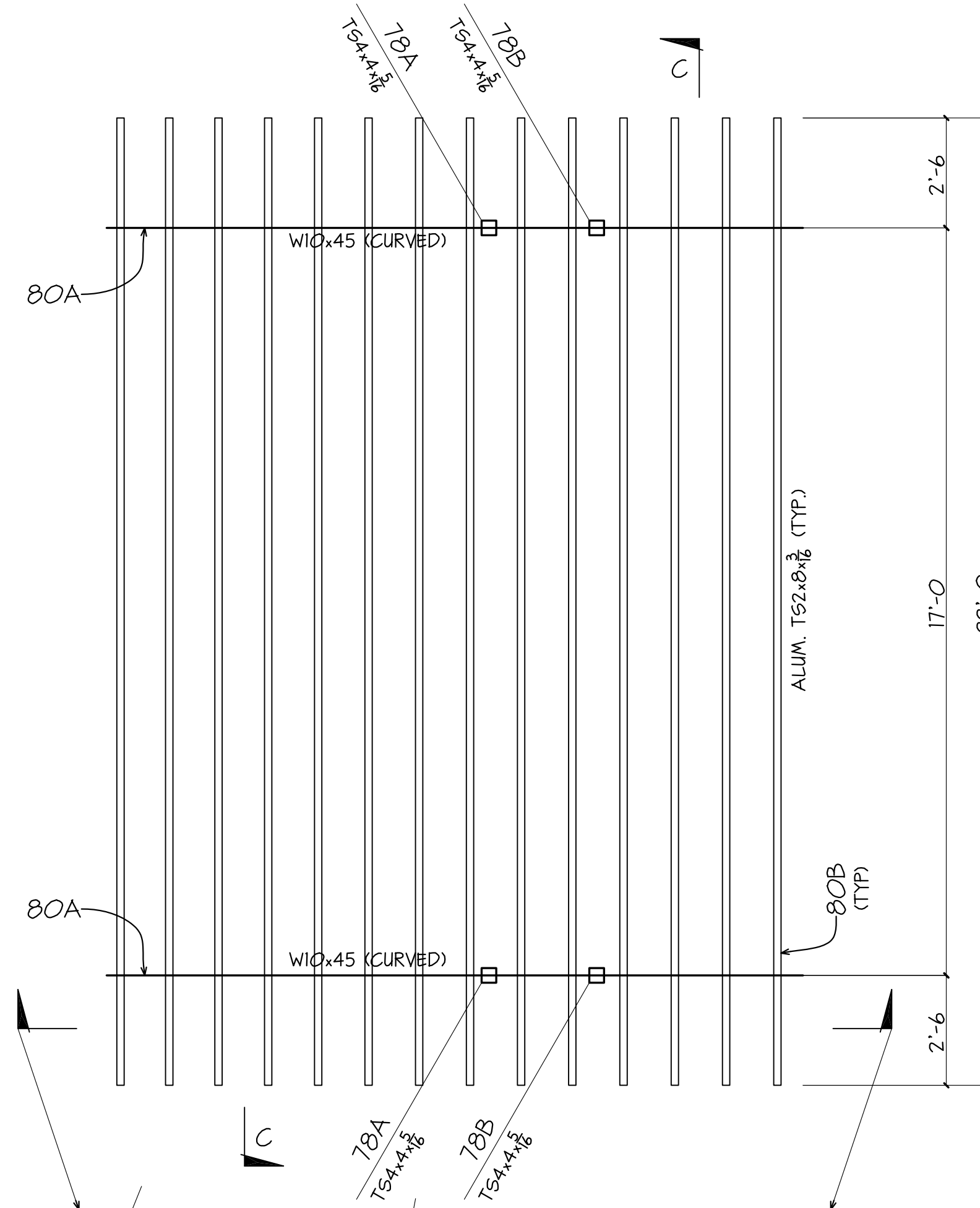
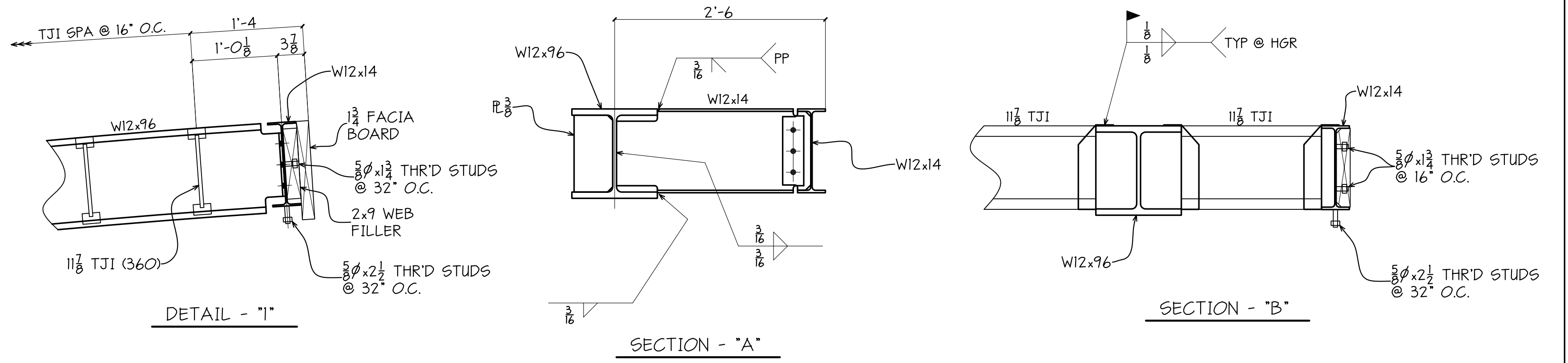
NO.		DATE		REVISIONS	DESCRIPTION	PRINT RECORD	
NO.		DATE		DESCRIPTION	DATE	QTY.	ISSUED
1		3/28/07		REVISED LENGTH OF ALL PARTS			
2							
3							
4							
5							
6							
7							
8							
9							
10							
11							
12							
13							
14							
15							
16							
17							
18							
19							
20							
21							
22							
23							
24							
25							
26							
27							
28							
29							
30							

PAINT	NONE	HOLES UN	WELD UN	APPL	SHOP
PROJECT	RESIDENCE ADDRESS RANCHO SANTA FE, CALIFORNIA				DATE 1-29-07
DESCRIPTION	ENTRY BRIDGE FRAME				DRAWN BY PDS
ARCH.	HABITAT	ENG.	HABITAT	CHKD BY PDS	JOB NO. 292
CUSTOMER	WEIR BROS.				SHT. NO. 64b

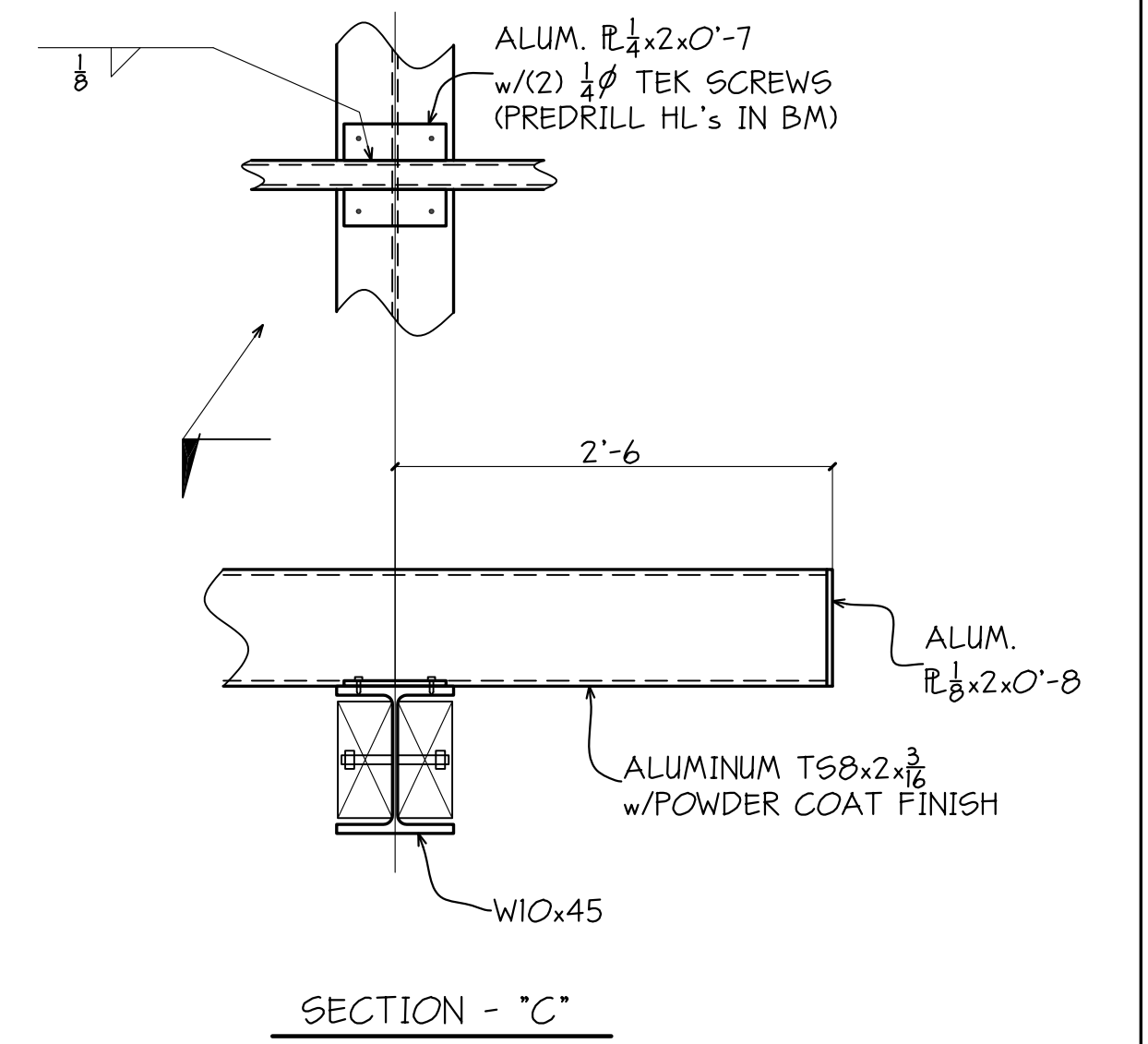
Copyright © 2007 by Practical Drafting Solutions. All rights reserved. Except as permitted under the United States Copyright Act of 1976, no part of this document may be reproduced or distributed without written permission from PDS.



CANOPY FRAMING AT TENNIS COURT



TRELLIS FRAMING AT TENNIS COURT

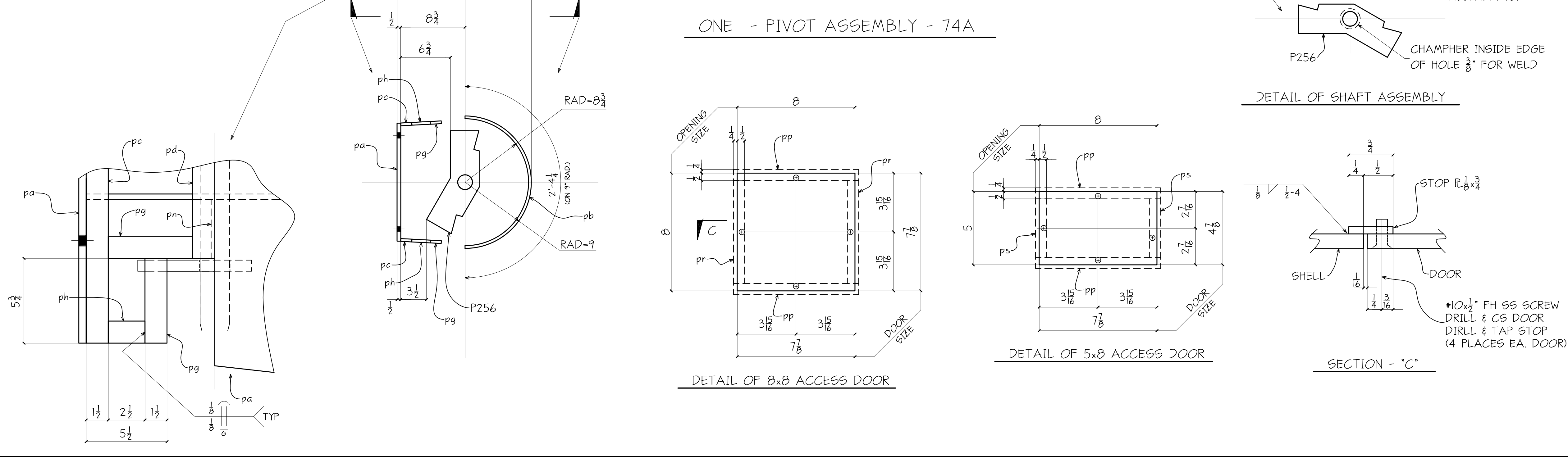
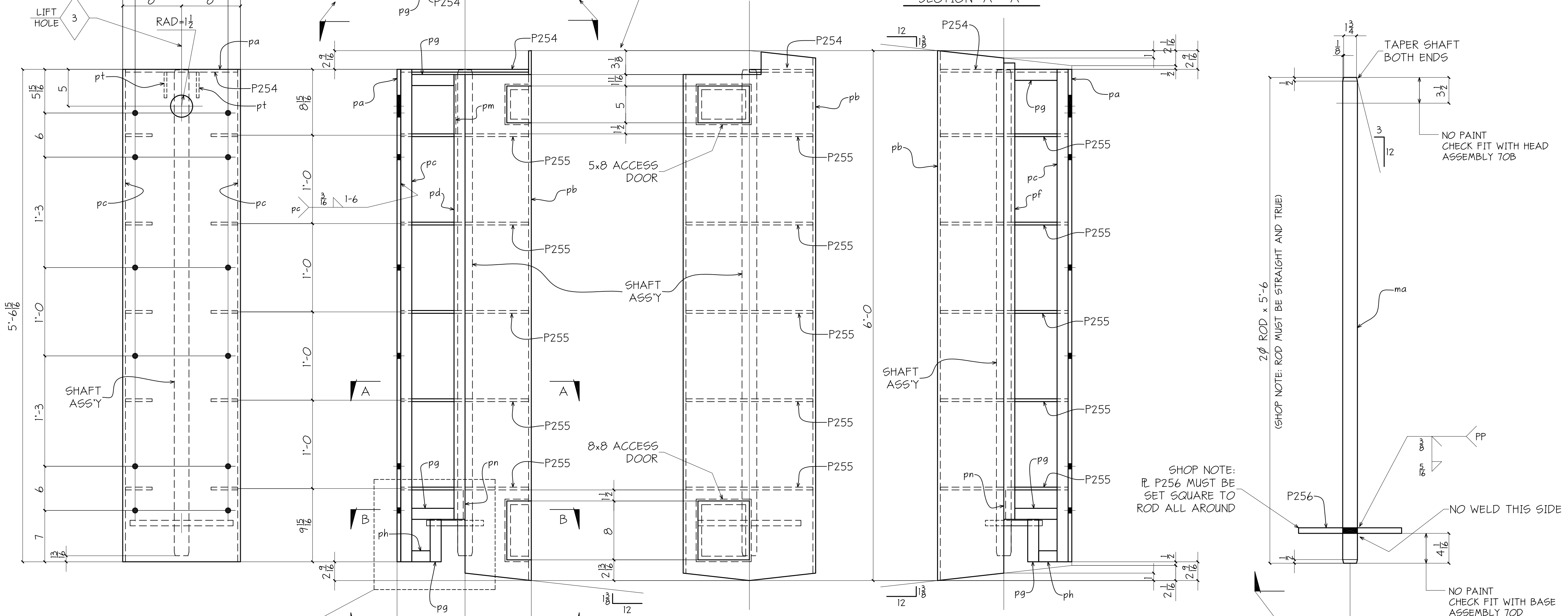
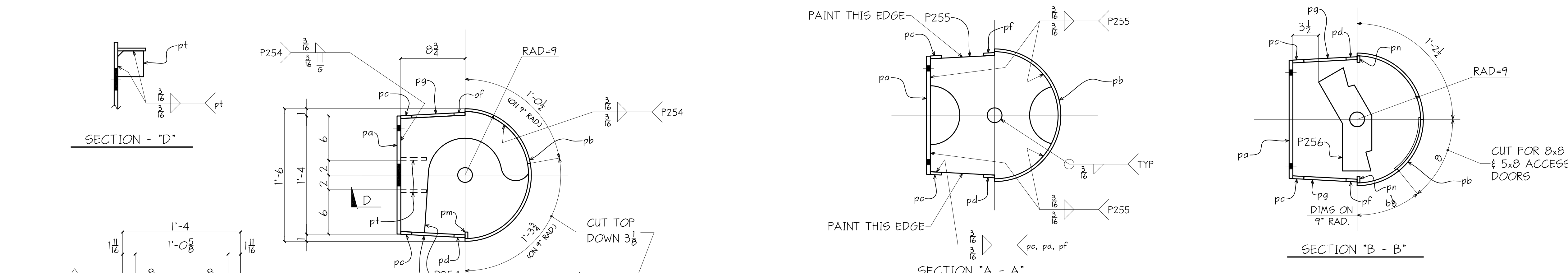


ALL STEEL IS GRADE A36 U.N.
ALL WIDE FLANGE STEEL IS GRADE A992 U.N.
ALL TUBE STEEL IS GRADE A500-B U.N.

NO.		DATE		REVISIONS	DESCRIPTION	DATE	QTY.	PRINT RECORD		
A		8/31/07		ADDED SHIPPING MARKS					ISSUED	
PAINT		PER SPECS		HOLES UN. 1 3/8" HS	WELD UN. E70-LH	APPL	SHOP			
PROJECT		RESIDENCE ADDRESS RANCHO SANTA FE, CALIFORNIA				DATE	7-17-07			
DESCRIPTION		TENNIS COURT CANOPIES				DRAWN BY	PDS			
ARCH.		HABITAT		ENG. HABITAT		CHKD BY	PDS			
CUSTOMER		WEIR BROS.		JOB NO.		292		SHT. NO.		
								E22		

BILL OF MATERIAL

SHIP MARK	PIECE MARK	QTY	DESCRIPTION	LENGTH	REMARKS	PAGE-LINE
74A		1	ASSEMBLY			
	pa	1	R 1/2 x 16	5'-6 1/2	STAINLESS	
	pb	1	R 1/2 x 28 1/2	6'-0	STAINLESS (ROLLED)	
	pc	2	R 1/2 x 1 1/2	5'-6 1/2	STAINLESS	
	pd	1	R 1/2 x 1 1/2	5'-0 1/2	STAINLESS	
	pf	1	R 1/2 x 1 1/2	5'-2	STAINLESS	
	pg	6	R 1/2 x 1 1/2	0'-5 3/4	STAINLESS	
	ph	2	R 1/2 x 1 1/2	0'-2 1/2	STAINLESS	
	pm	1	R 1/2 x 2 1/2	0'-8 3/8	STAINLESS	
	pn	2	R 1/2 x 3 1/2	0'-4	STAINLESS	
	pp	4	R 1/2 x 3 1/2	0'-8 1/2	STAINLESS	
	pr	2	R 1/2 x 3 1/2	0'-7	STAINLESS	
	ps	2	R 1/2 x 3 1/2	0'-4	STAINLESS	
	pt	2	R 1/2 x 3 1/2	0'-3 1/2	STAINLESS	
	P254	1	R 1/2 x 16 1/2	1'-5 1/2	STAINLESS	
	P255	5	R 1/2 x 16 1/2	1'-5 1/2		
	P256	1	R 1/2 x 7 1/8	1'-2		
	ma	1	2Ø ROD	5'-6		
		8	#10 FH SCREWS	0'-0 1/2	STAINLESS	



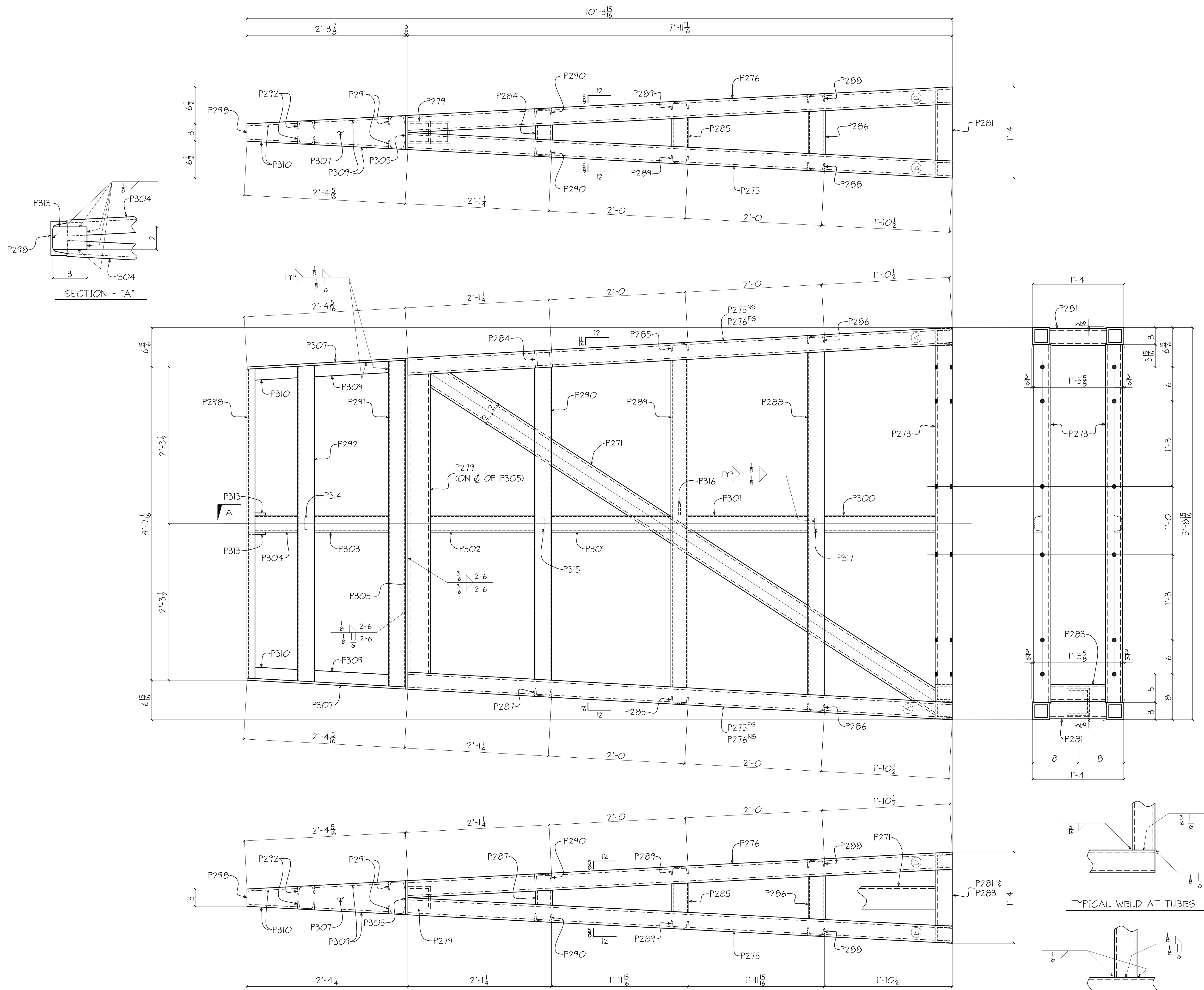
ARCHITECTURALLY EXPOSED STEEL:
ROLLED PLATE pb IS EXPOSED. TAKE
EXTRA CARE NOT TO SCRATCH OR
MARR OUTER SURFACE OF PLATE.

- PAINT NOTES:
- DO NOT PAINT ANY EXTERIOR SURFACES EXCEPT AS NOTED IN SECTION - "A".
 - PAINT ALL INSIDE SURFACES WITH 2 COATS OF GRAY RUST INHIBITING PRIMER AND 1 COAT OF HIGH GLOSS SILVER ENAMEL. DO NOT PAINT ENDS OF SHAFT ASSY AS SHOWN.

ALL STEEL IS GRADE A36 UN.

REVISIONS		PRINT RECORD		
NO.	DATE	DESCRIPTION	DATE	ISSUED

PAINT	AS NOTED	HOLES UN. 1/8 Ø MB	WELD UN. E70-LH	APPL	SHOP
PROJECT	VITERBI RESIDENCE STREET CITY, STATE			DATE	7-11-07
DESCRIPTION	COURTYARD GATE ASSEMBLIES			DRAWN BY	EM
ARCH.	HABITAT	ENG.	HABITAT	CHKD BY	PD6
CUSTOMER	WEIR BROS.			JOB NO.	292
				SHT. NO.	74



ONE - LEAF FRAME - 75A

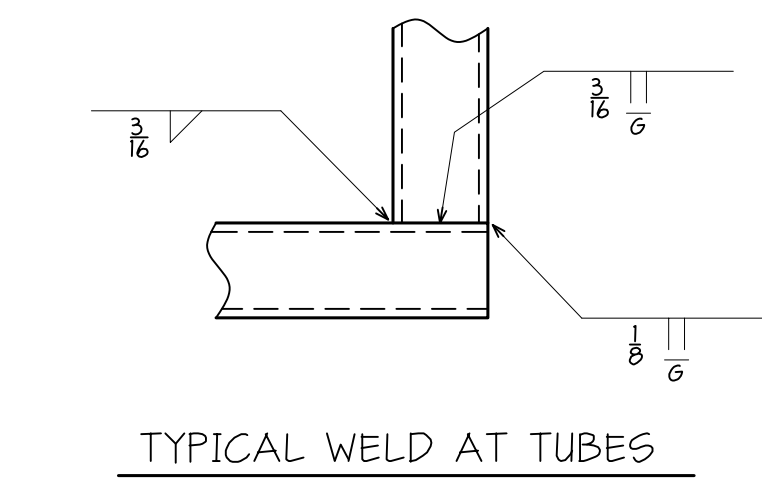
BILL OF MATERIAL

SHIP MARK	PIECE MARK	QTY	DESCRIPTION	LENGTH	REMARKS	PAGE-LINE
75A		1	FRAME			
	P271	1	T64.4x1/4	8'-11 1/2	ALUMINUM	
	P273	2	T63.3x1/4	5'-2 1/2	ALUMINUM	
	P275	2	T63.3x1/4	8'-0 5/8	ALUMINUM	
	P276	2	T63.3x1/4	8'-0 5/8	ALUMINUM	
	P279	1	T64.4x1/4	4'-4 1/2	ALUMINUM	
	P281	2	T63.3x1/4	0'-10	ALUMINUM	
	P283	1	T63.3x1/4	0'-9 5/8	ALUMINUM	
	P284	1	T63.3x1/4	0'-2 1/2	ALUMINUM	
	P285	2	C3x1.41x.170(A5)	0'-5 3/8	ALUMINUM	
	P286	2	C3x1.41x.170(A5)	0'-7 1/2	ALUMINUM	
	P287	1	C3x1.41x.170(A5)	0'-2 1/2	ALUMINUM	
	P288	2	C3x1.41x.170(A5)	5'-0 1/2	ALUMINUM	
	P289	2	C3x1.41x.170(A5)	4'-9 3/4	ALUMINUM	
	P290	2	C3x1.41x.170(A5)	4'-7 1/2	ALUMINUM	
	P291	2	C3x1.41x.170(A5)	4'-9 1/2	ALUMINUM	
	P292	2	C3x1.41x.170(A5)	4'-7 3/8	ALUMINUM	
	P298	1	C3x1.41x.170(A5)	4'-6 1/2	ALUMINUM	
	P300	2	C3x1.41x.170(A5)	1'-7 1/2	ALUMINUM	
	P301	4	C3x1.41x.170(A5)	1'-9	ALUMINUM	
	P302	2	C3x1.41x.170(A5)	1'-10 1/4	ALUMINUM	
	P303	2	C3x1.41x.170(A5)	1'-1	ALUMINUM	
	P304	2	C3x1.41x.170(A5)	0'-7 1/2	ALUMINUM	
	P305	1	PE 3x6	4'-10 3/4	ALUMINUM	
	P307	2	PE 3x6	2'-3 1/2	ALUMINUM	
	P309	4	PE 3x2	1'-1 1/2	ALUMINUM	
	P310	4	PE 3x2	0'-7 1/2	ALUMINUM	
	P313	2	PE 3x2	0'-3	ALUMINUM	
	P314	1	PE 3x2	0'-3 3/4	ALUMINUM	
	P315	1	PE 3x2	0'-8 3/8	ALUMINUM	
	P316	1	PE 3x2	0'-10 1/2	ALUMINUM	
	P317	1	PE 3x2	1'-1 1/2	ALUMINUM	

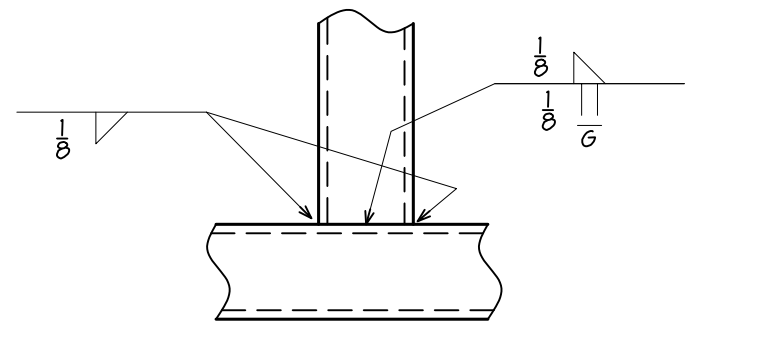
ALL MATERIAL THIS DRAWING IS ALUMINUM UNO.

REVISIONS		PRINT RECORD	
NO.	DATE	DATE	ISSUED

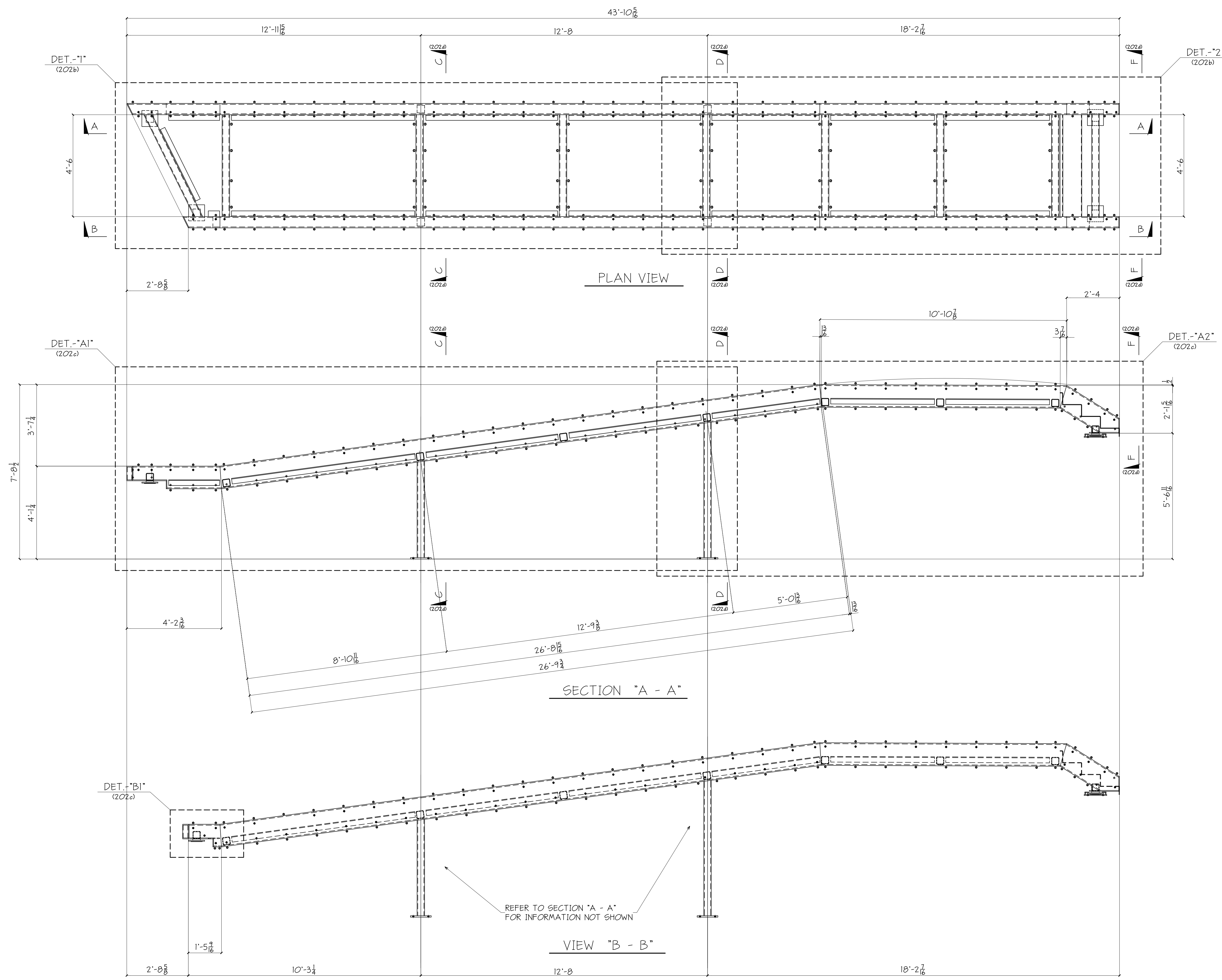
PAINT	NONE	HOLES UN. 1/8" MB	WELD UN. ALUM	APPL	SHOP
PROJECT	VITERBI RESIDENCE STREET CITY, STATE			DATE	07-14-07
DESCRIPTION	COURTYARD GATE ASSEMBLIES			DRAWN BY	EM
ARCH.	HABITAT	ENG.	HABITAT	CHKD BY	PD6
CUSTOMER	WEIR BROS.			JOB NO.	292
				SHT. NO.	75



TYPICAL WELD AT TUBES



TYPICAL WELD AT CHANNELS



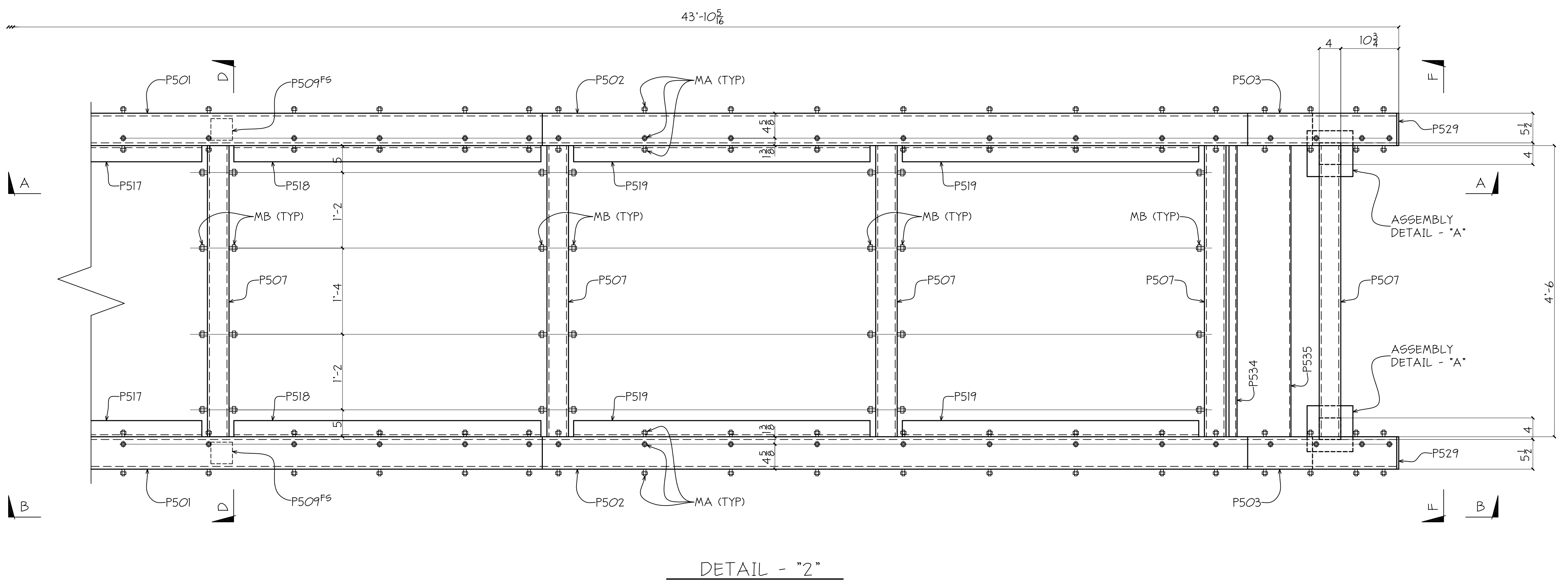
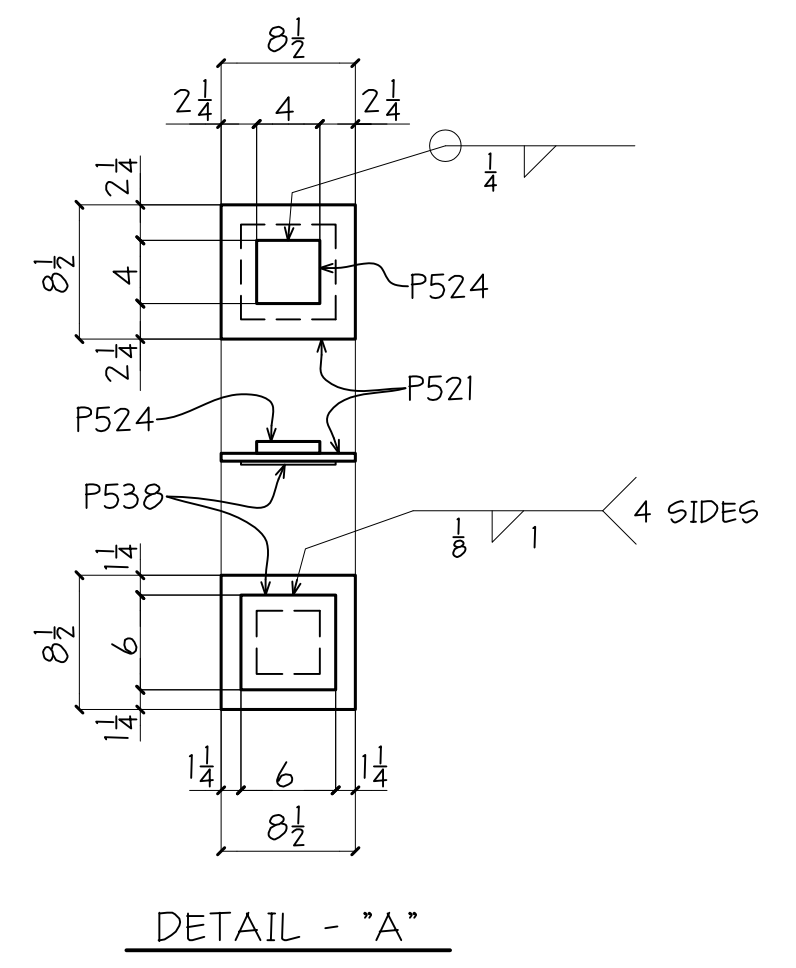
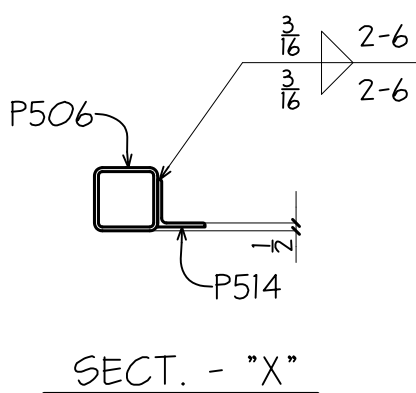
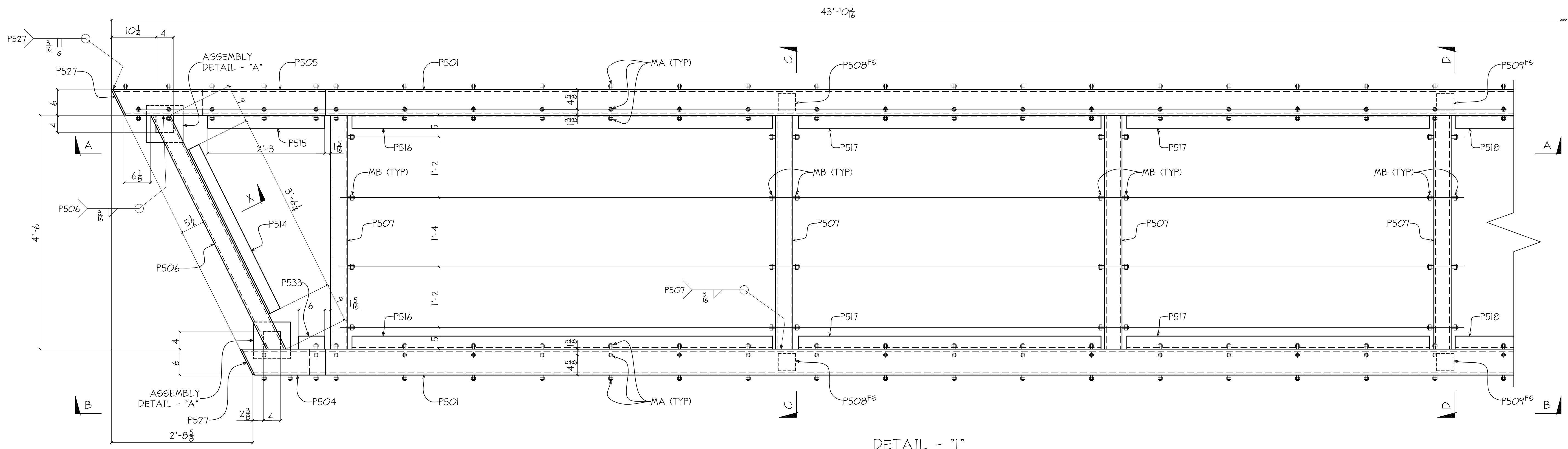
BILL OF MATERIAL					
SHIP MARK	PIECE MARK	QTY	DESCRIPTION	LENGTH	PAGE-LINE
202A		1	BRIDGE ASSEMBLY		
	P501	2	T612x6x $\frac{1}{2}$	26'-9 $\frac{3}{8}$ "	
	P502	2	T612x6x $\frac{1}{2}$	10'-10 $\frac{3}{8}$ "	
	P503	2	T612x6x $\frac{1}{2}$	3'-0 $\frac{3}{8}$ "	
	P504	1	T612x6x $\frac{1}{2}$	1'-7 $\frac{1}{8}$ "	
	P505	1	T612x6x $\frac{1}{2}$	4'-1 $\frac{1}{8}$ "	
	P506	1	T64x4x $\frac{3}{8}$	5'-2 $\frac{1}{2}$ "	
	P507	8	T64x4x $\frac{3}{8}$	4'-6"	
	P508	2	T64x4x $\frac{3}{8}$	4'-3 $\frac{1}{8}$ "	
	P509	2	T64x4x $\frac{3}{8}$	5'-11 $\frac{3}{8}$ "	
	P510	1	T63x3x $\frac{3}{4}$	5'-10 $\frac{3}{8}$ "	
	P511	1	T63x3x $\frac{3}{4}$	7'-1"	
	P512	2	T63x3x $\frac{3}{4}$	2'-10 $\frac{1}{8}$ "	
	P513	2	T63x3x $\frac{3}{4}$	3'-5 $\frac{1}{8}$ "	
	P514	1	L3x3x $\frac{3}{4}$	3'-6 $\frac{1}{4}$ "	
	P515	1	L3x3x $\frac{3}{4}$	2'-3"	
	P516	2	L3x3x $\frac{3}{4}$	8'-2"	
	P517	4	L3x3x $\frac{3}{4}$	5'-10 $\frac{1}{2}$ "	
	P518	2	L3x3x $\frac{3}{4}$	4'-9 $\frac{1}{2}$ "	
	P519	4	L3x3x $\frac{3}{4}$	4'-7"	
	P520	1	R $\frac{1}{2}$ x12	5'-3"	STAINLESS STEEL
	P521	4	R $\frac{3}{4}$ x8 $\frac{1}{2}$	0'-8 $\frac{1}{2}$ "	STAINLESS STEEL
	P524	4	R $\frac{3}{4}$ x4	0'-4"	
	P525	1	R $\frac{1}{2}$ x6	1'-8 $\frac{1}{8}$ "	
	P526	1	R $\frac{1}{2}$ x6	1'-3 $\frac{1}{8}$ "	
	P527	2	R $\frac{3}{8}$ x6 $\frac{1}{2}$	0'-7 $\frac{1}{4}$ "	
	P528	2	R $\frac{3}{8}$ x4 $\frac{1}{2}$	0'-6"	
	P529	2	R $\frac{3}{8}$ x6	0'-7 $\frac{1}{8}$ "	
	P530	2	R $\frac{1}{2}$ x6	1'-3 $\frac{3}{8}$ "	
	P531	2	R $\frac{1}{2}$ x2 $\frac{1}{16}$	0'-6"	
	P532	4	R $\frac{3}{8}$ x11	0'-11"	
	P533	1	R $\frac{3}{8}$ x3	0'-6"	
	P534	1	R $\frac{1}{4}$ x7 $\frac{1}{2}$	4'-6"	BEND
	P535	1	R $\frac{1}{4}$ x16	4'-6"	BEND
	202B	8	RESTRAINT BARS		STAINLESS STEEL
	MA	370	$\frac{1}{2}$ " THRD STUD	0'-1 $\frac{1}{8}$ "	w/NUT
	MB	48	$\frac{3}{8}$ " THRD STUD	0'-1 $\frac{1}{2}$ "	w/NUT

ALL STEEL IS GRADE A36 UN.
ALL TUBE STEEL IS GRADE A500-B UN.

REVISIONS		PRINT RECORD			
NO.	DATE	DESCRIPTION	DATE	QTY.	ISSUED

PAINT	1 - S.C. PRIMER	HOLES UN. $\frac{15}{16}$ M.B.	WELD UN. E70-LH	APPL	SHOP
PROJECT	MOODY RANCH HOUSE STREET CITY, STATE			DATE	11-03-09
DESCRIPTION	OVERALL BRIDGE ASSEMBLY			CHK'D BY	PD5
ARCH.	HABITAT	ENG.	PLATINUM ENG.	JOB NO.	390
CUSTOMER	WEIR BROS.			SHT. NO.	202a

WORK THIS DRAWING WITH DRAWINGS 202b, 202c & 202d

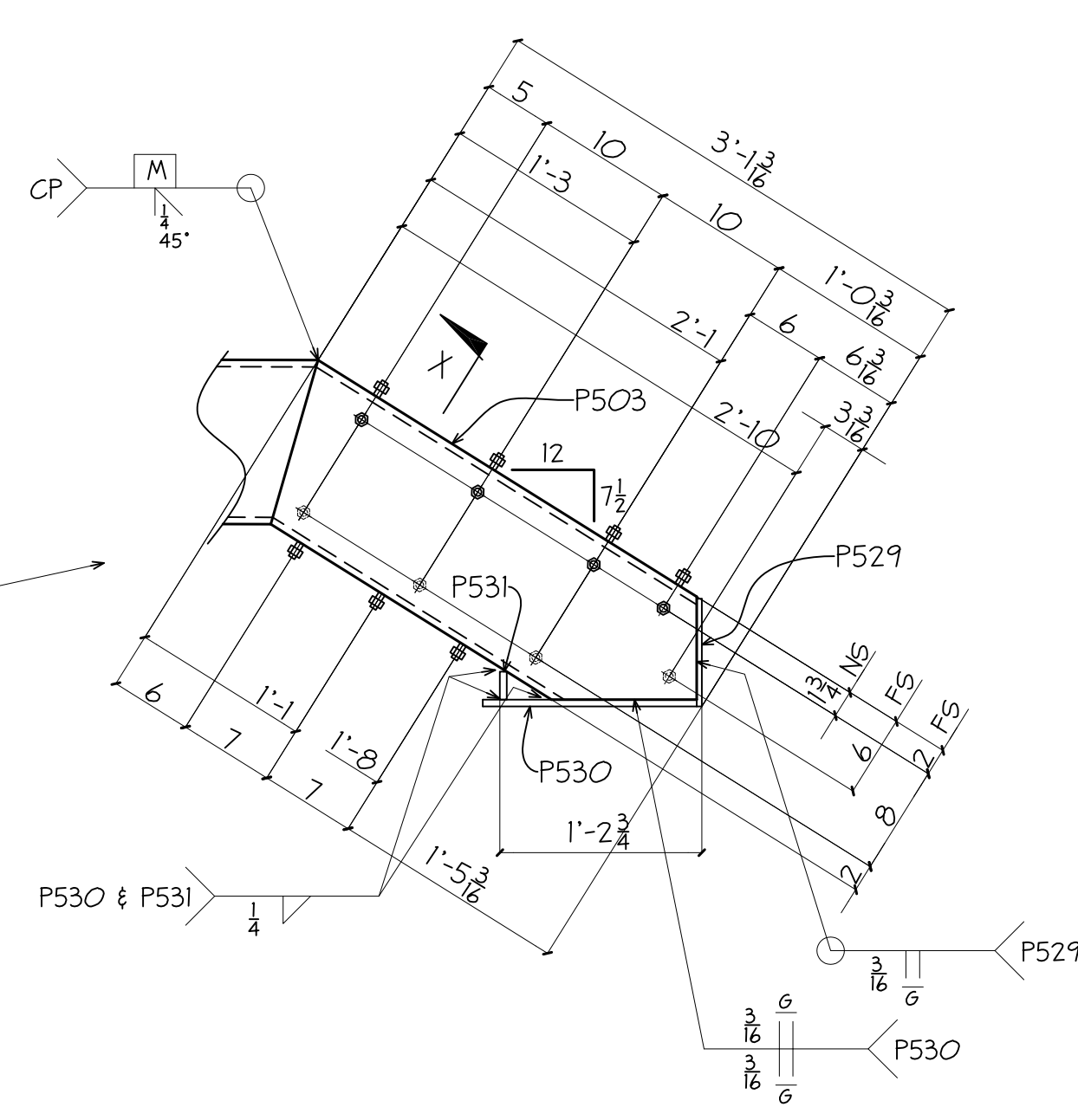
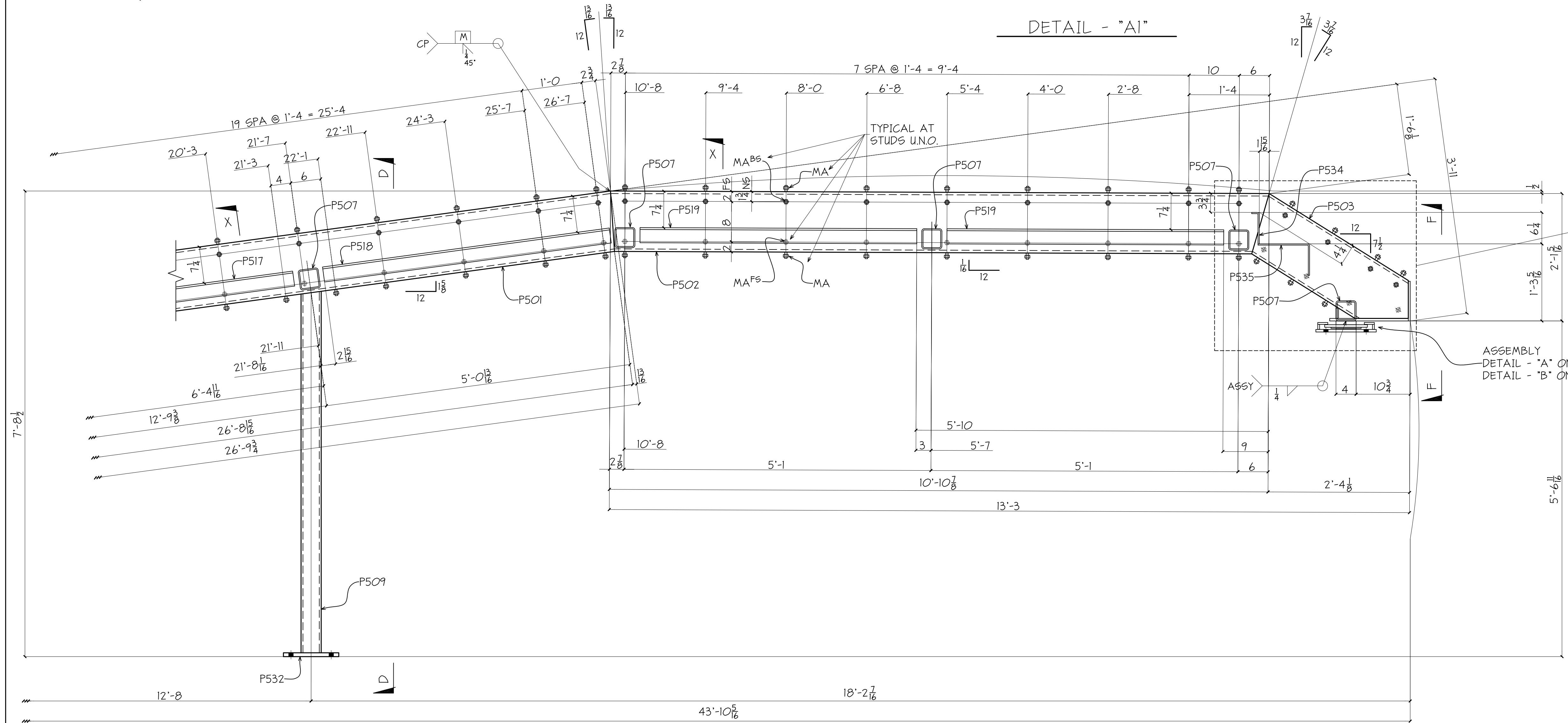
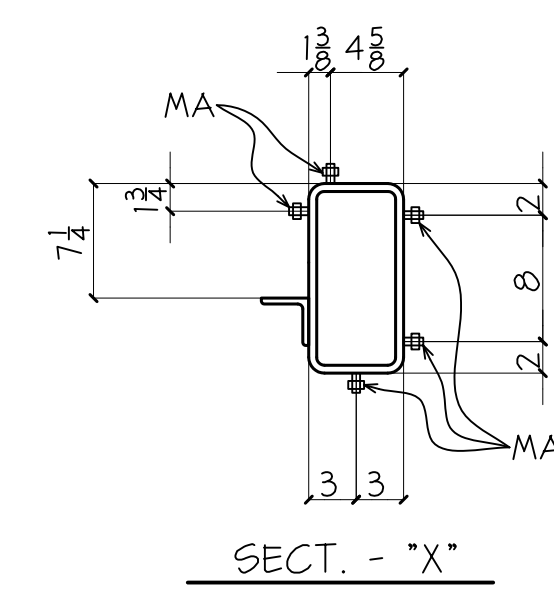
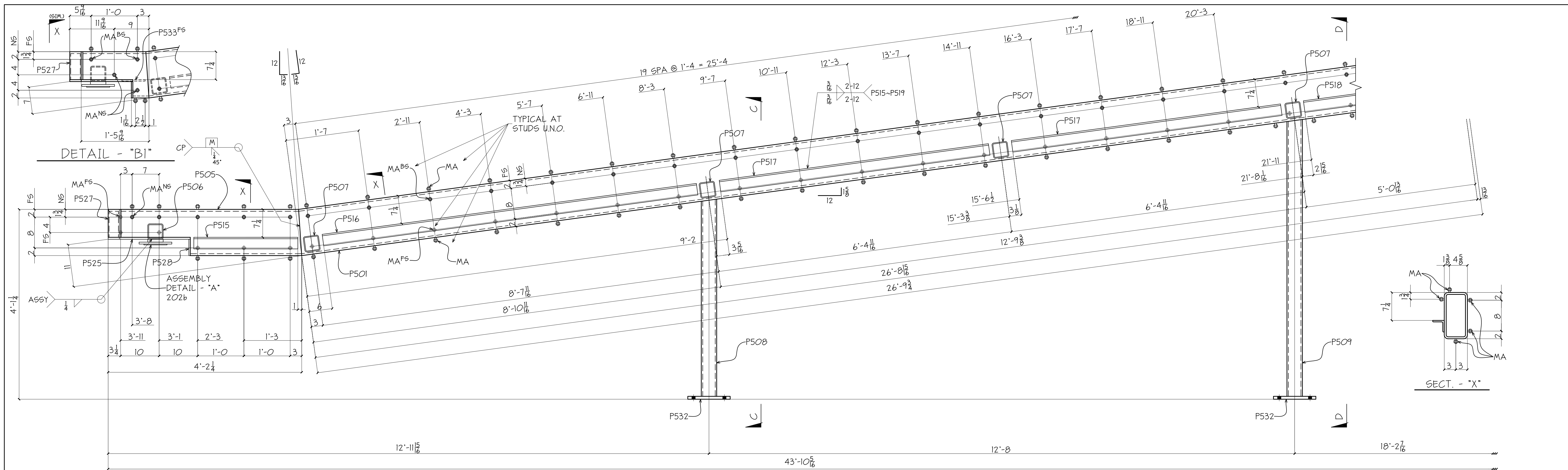


ALL STEEL IS GRADE A36 UN.
ALL TUBE STEEL IS GRADE A500-B UN.

REVISIONS		PRINT RECORD			
NO.	DATE	DESCRIPTION	DATE	QTY.	ISSUED

PAINT	1 - S.C. PRIMER	HOLES UN. 1/8\"/>
PROJECT	MOODY RANCH HOUSE STREET CITY, STATE	DATE 11-06-09
DESCRIPTION	ENLARGED BRIDGE PLAN	DRAWN BY EM
ARCH.	HABITAT ENG. PLATINUM ENG.	CHKD BY PDS
CUSTOMER	WEIR BROS.	JOB NO. 390
		SHT. NO. 202b

WORK THIS DRAWING WITH DRAWINGS 202a, 202c & 202d



ALL STEEL IS GRADE A36 U.N.
ALL TUBE STEEL IS GRADE A500-B U.N.

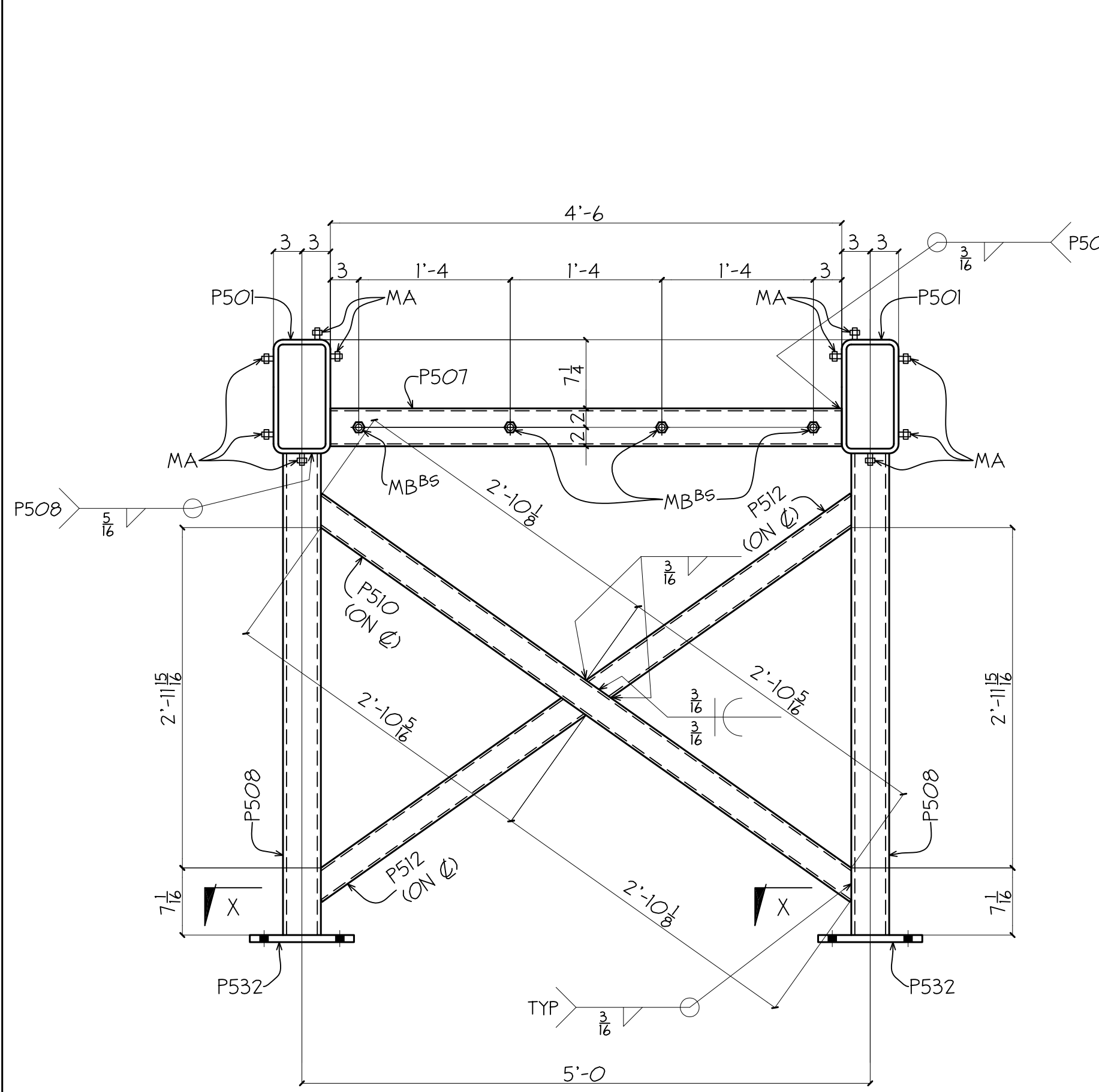
NO.	DATE	REVISIONS		PRINT RECORD	
		DESCRIPTION	DATE	QTY.	ISSUED

PAINT	1 - S.C. PRIMER	HOLES UN. 1/16" M.B.	WELD UN. E70-LH	APPL	SHOP
PROJECT	MOODY RANCH HOUSE STREET CITY, STATE				DATE 11-06-09
DESCRIPTION	ENLARGED BRIDGE SECTION				CHK'D BY PDS
ARCH.	HABITAT	ENG.	PLATINUM ENG.	JOB NO. 390	
CUSTOMER	WEIR BROS.				SHT. NO. 202c

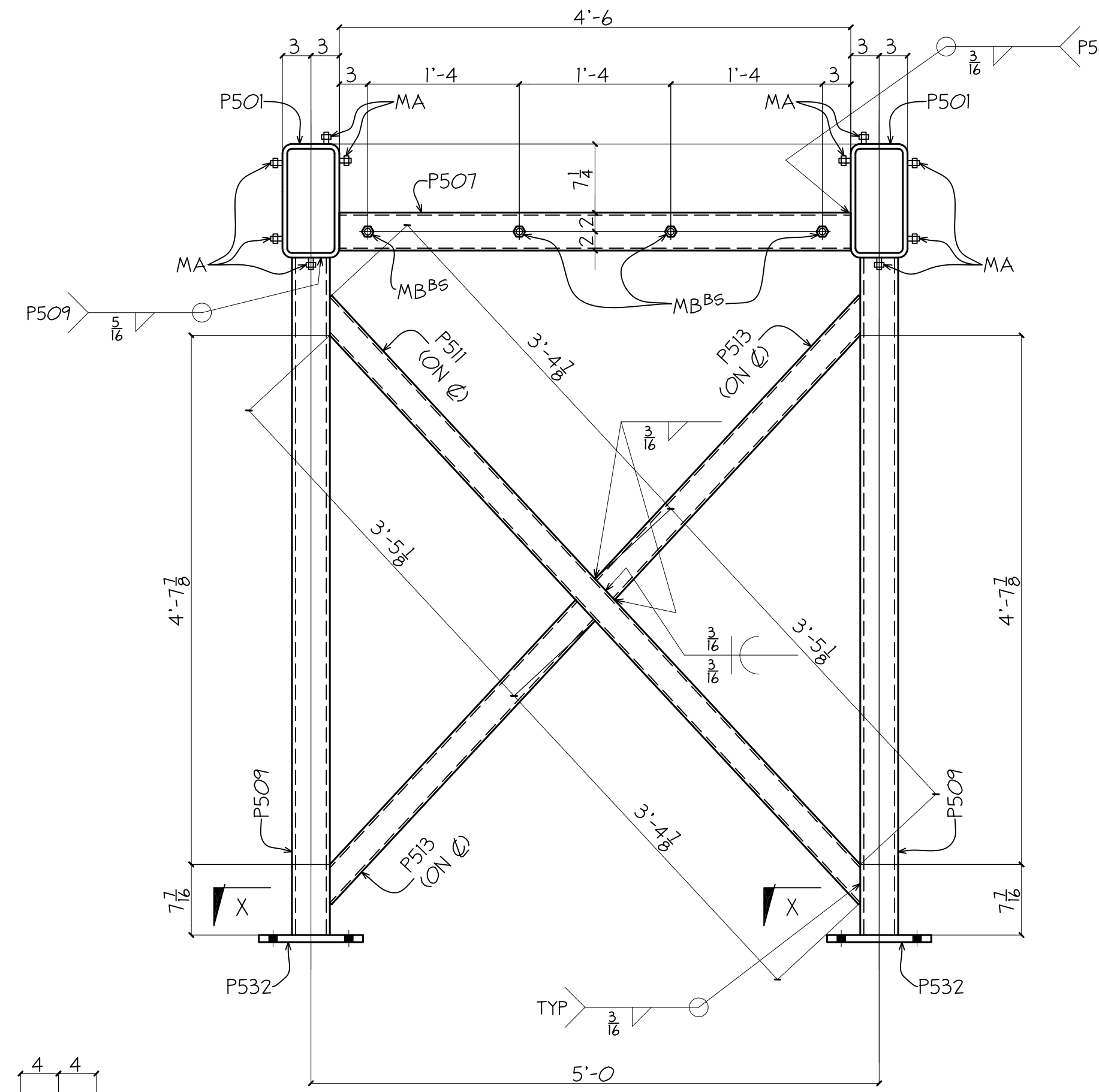
WORK THIS DRAWING WITH DRAWINGS 202a, 202b & 202d

BILL OF MATERIAL

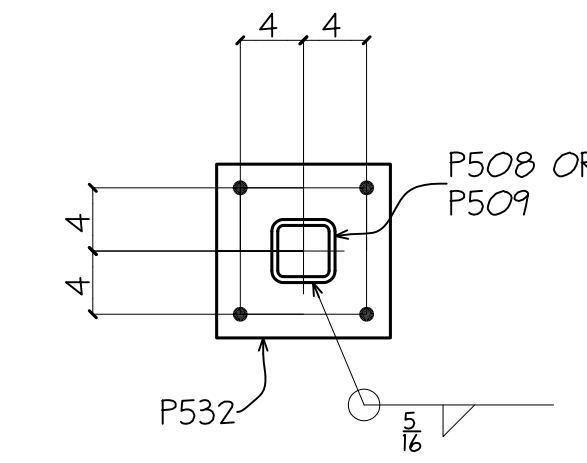
SHIP MARK	PIECE MARK	QTY	DESCRIPTION	LENGTH	REMARKS	PAGE-LINE
202B		16	RESTRAINT BARS			
	P522	16	$\text{R}_{\frac{3}{8}} \times 1$	0'-7 $\frac{1}{4}$	STAINLESS STEEL	
	P523	16	$\text{R}_{\frac{3}{8}} \times 2\frac{1}{2}$	0'-7 $\frac{1}{4}$	STAINLESS STEEL	
202C		1	PAN ASSEMBLY			
	PA	1	$\text{R}_{\frac{1}{2}} \times 9\frac{1}{2}$	5'-3 $\frac{3}{8}$	BEND	
	P539	2	$\text{R}_{\frac{1}{2}} \times 2\frac{1}{2}$	0'-2 $\frac{1}{2}$		
	P540	1	$\text{R}_{\frac{1}{2}} \times 2\frac{1}{4}$	0'-7 $\frac{3}{8}$		
202D		1	BENT PLATE		(P535)	
202F		1	BENT PLATE		(P536)	
202G		12	$\frac{1}{2} \times 22\text{GA DECK}$	4'-5 $\frac{3}{4}$	ASC B-36	
202H		1	$\frac{1}{2} \times 22\text{GA DECK}$	4'-5 $\frac{3}{4}$	ASC B-36	
202K		1	$\frac{1}{2} \times 22\text{GA DECK}$	4'-5 $\frac{3}{4}$	ASC B-36	
202M		2	TEFLON PADS		(P537)	



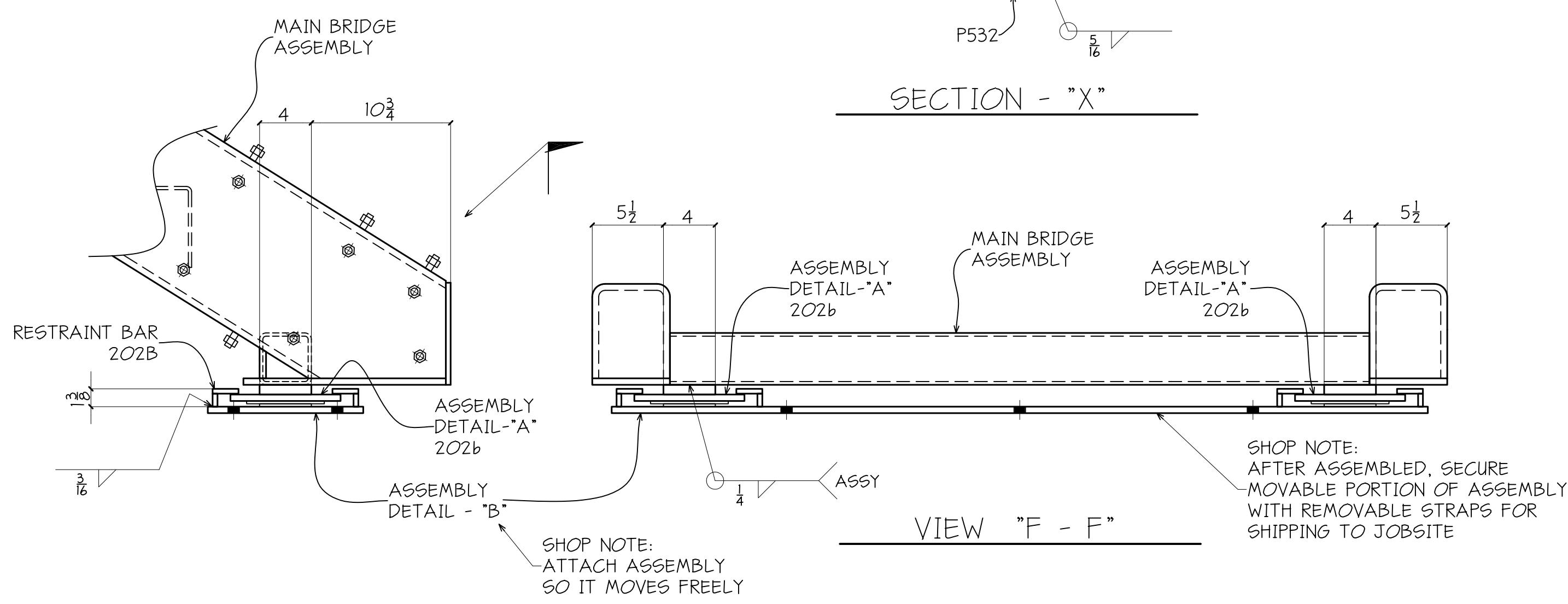
SECTION "C - C"



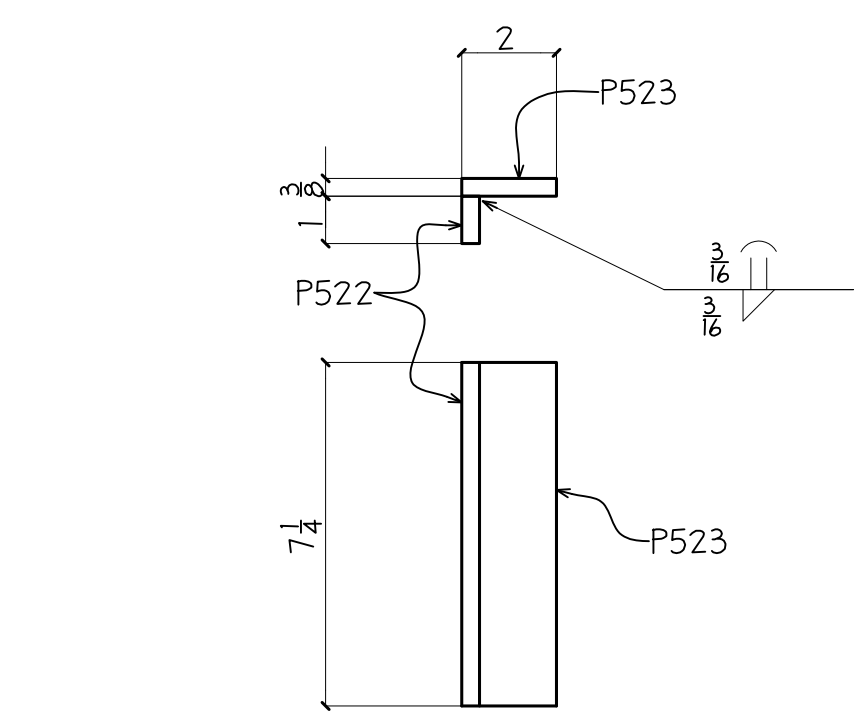
SECTION "D - D"



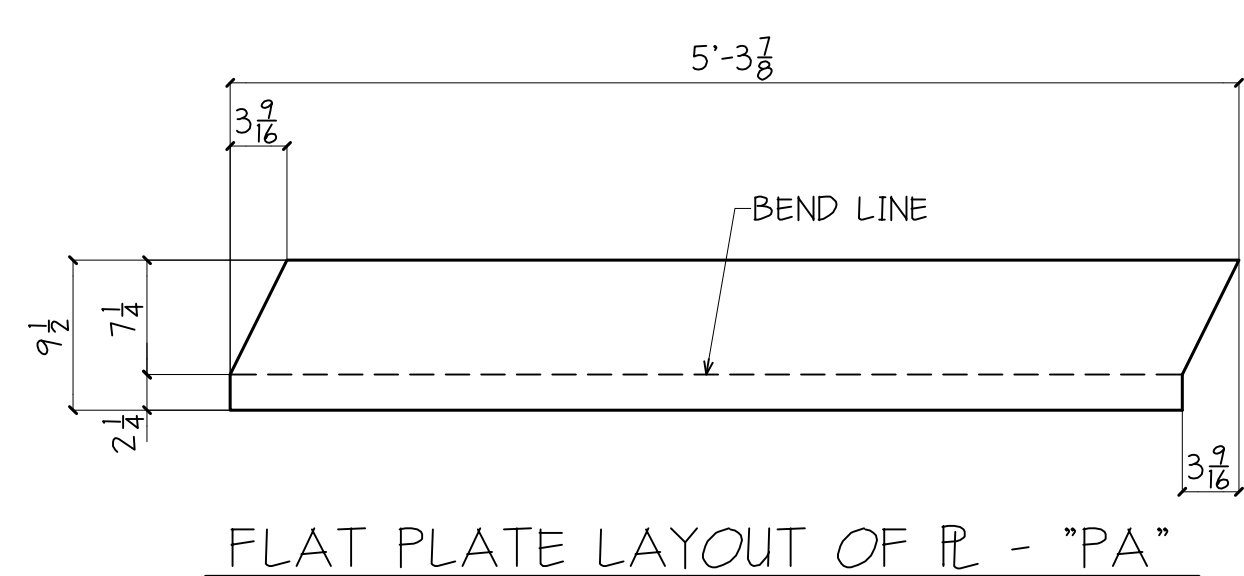
SECTION "X"



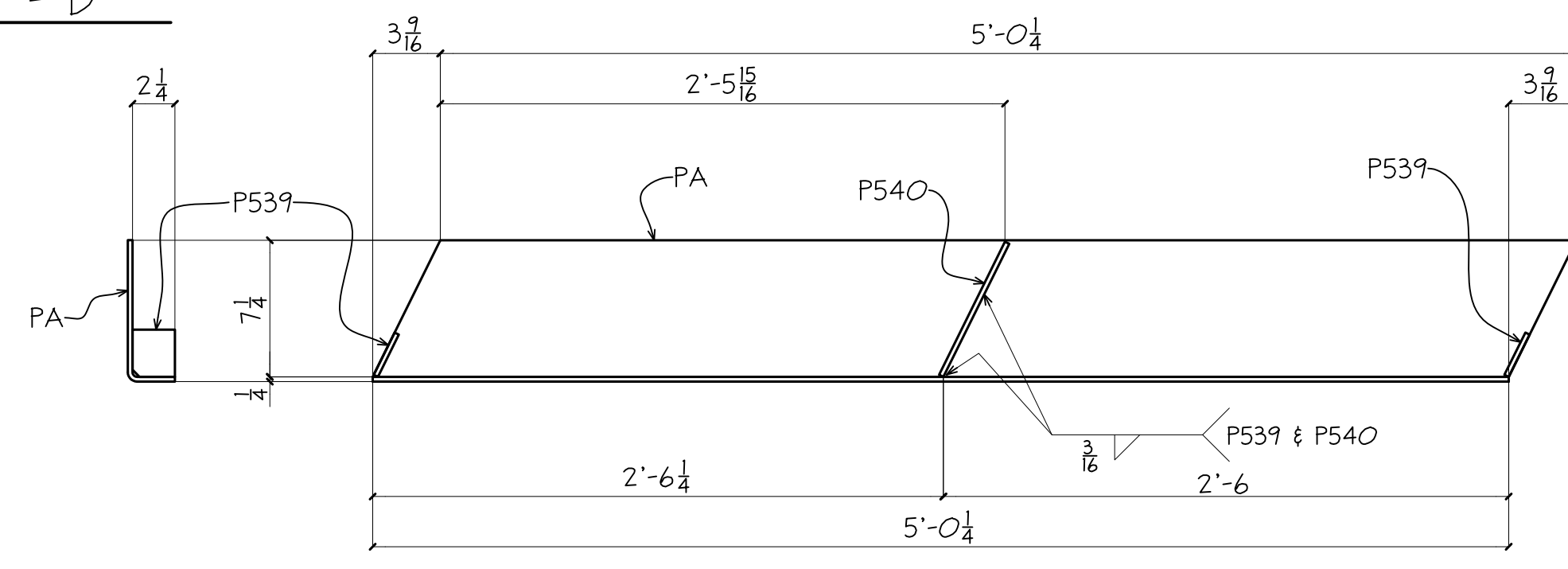
VIEW "F - F"



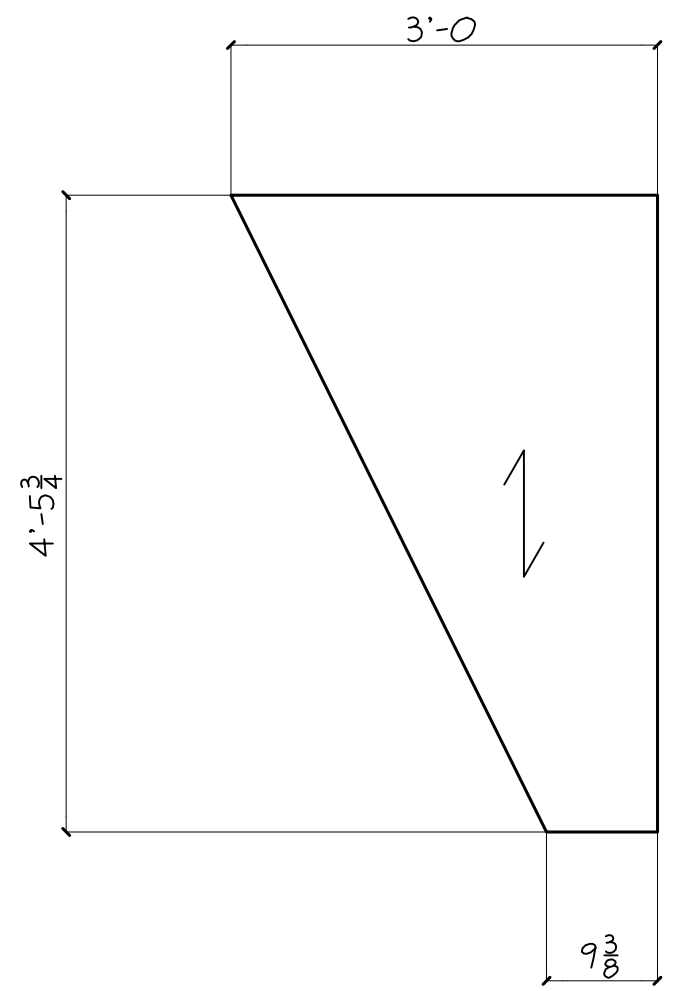
16 - RESTRAINT BARS - 202B



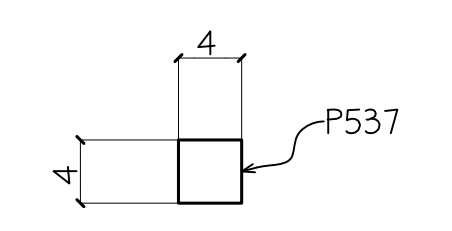
FLAT PLATE LAYOUT OF R - "PA"



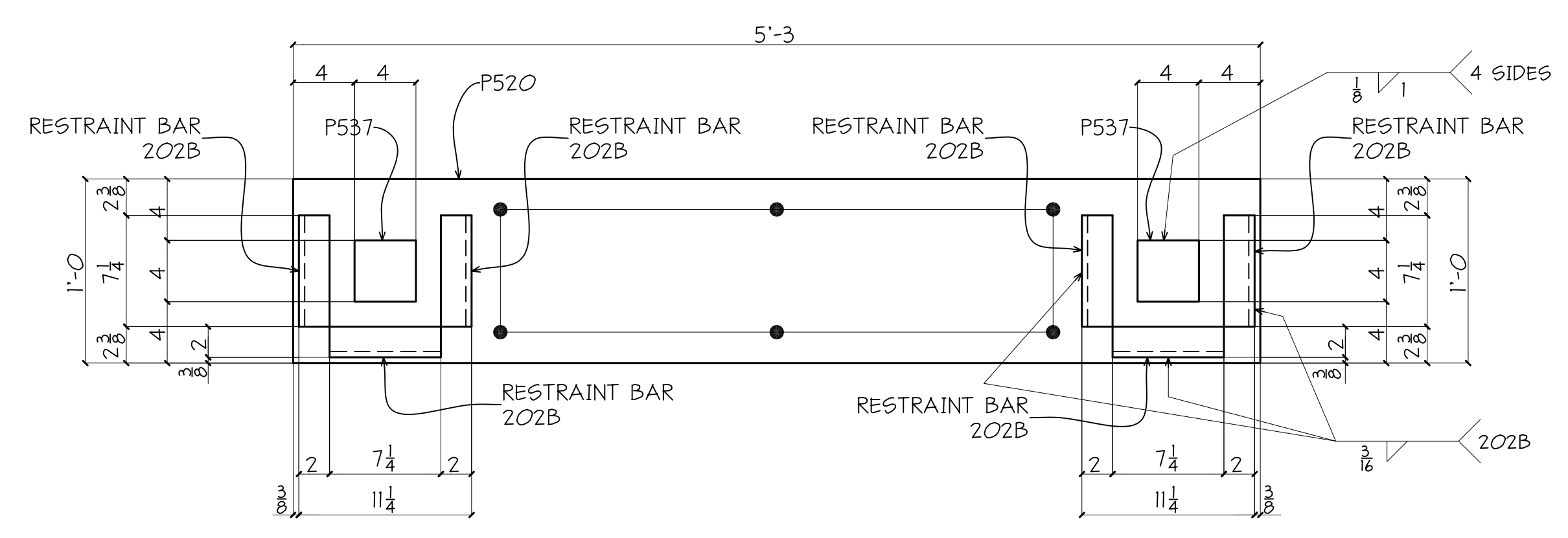
ONE - PAN ASSEMBLY - 202C



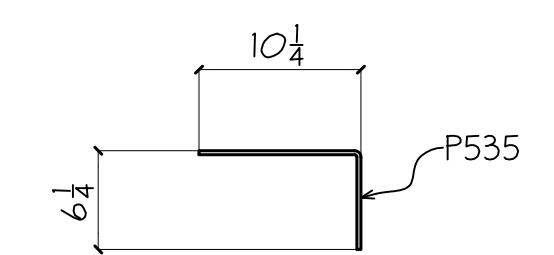
ONE - DECK PANEL - 202K



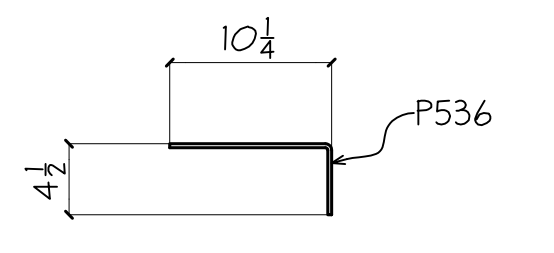
2 - TEFLON PADS - 202M



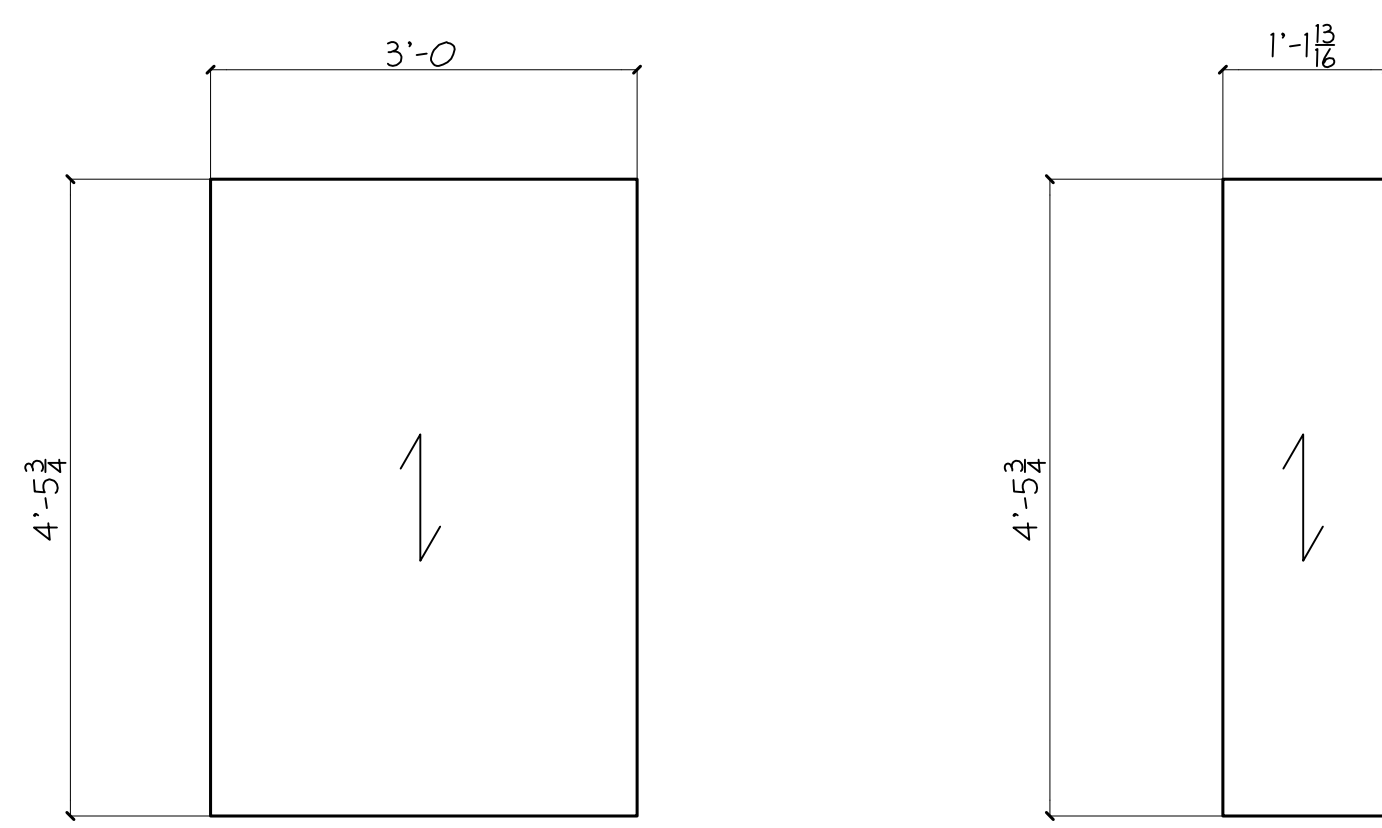
DETAIL - "B"



ONE - TREAD - 202D



ONE - TREAD - 202F



12 - DECK PANELS - 202G ONE - DECK PANEL - 202H

WORK THIS DRAWING WITH DRAWINGS 202a, 202b & 202c

ALL STEEL IS GRADE A36 UN.
ALL TUBE STEEL IS GRADE A500-B UN.

REVISIONS		PRINT RECORD			
NO.	DATE	DESCRIPTION	DATE	QTY.	ISSUED

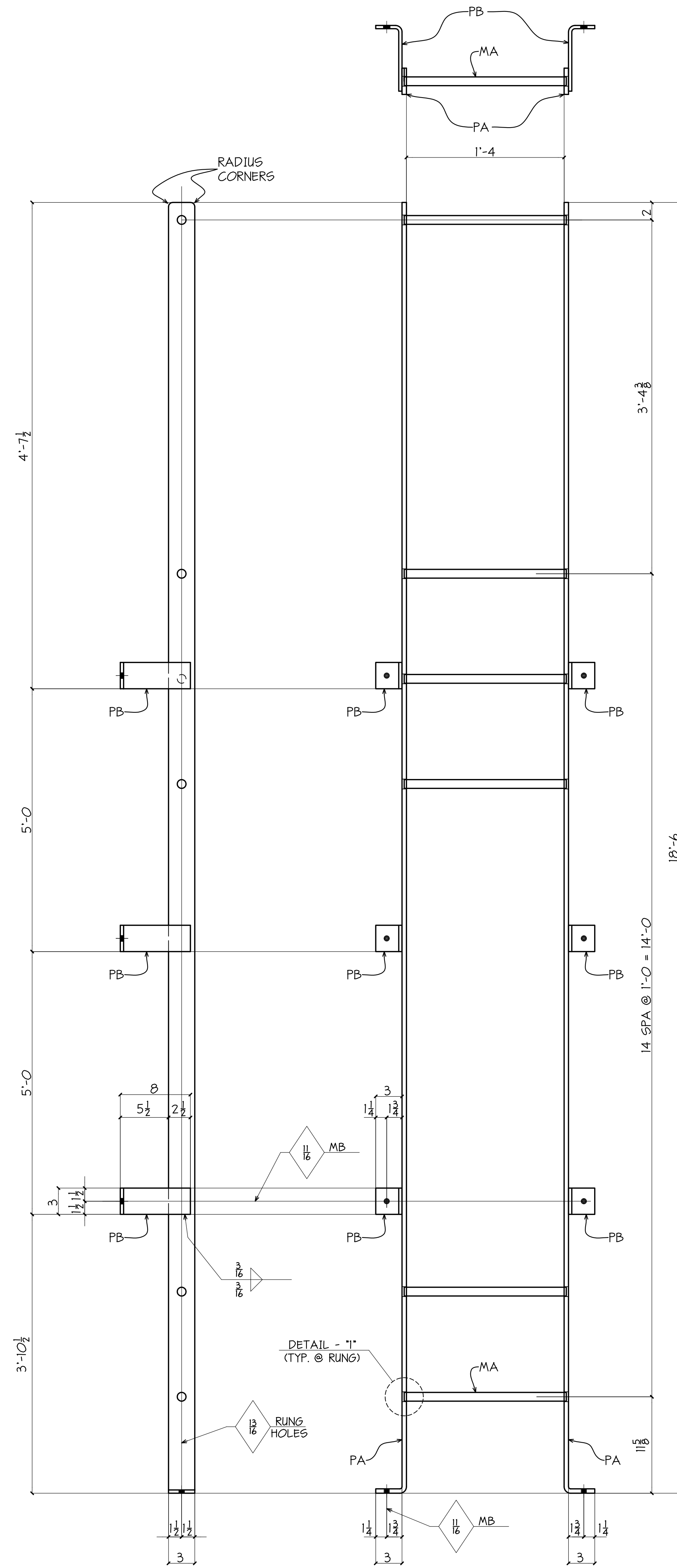
PAINT	HOLES UN.	WELD UN.	APPL.	SHOP
1 - S.C. PRIMER	$\frac{15}{16}$ M.B.	E70-LH		

PROJECT	DATE
MOODY RANCH HOUSE STREET CITY, STATE	11-06-09

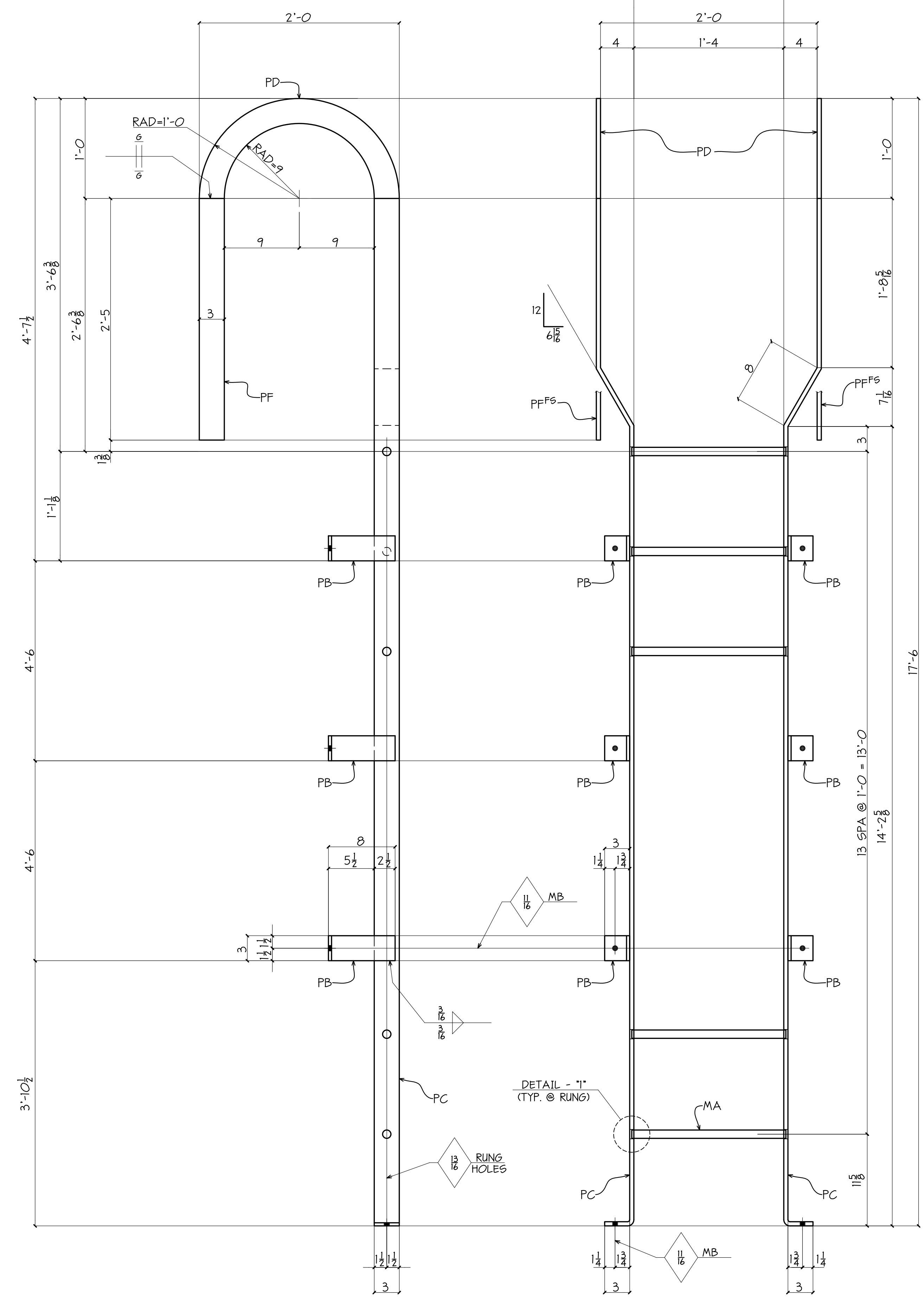
DESCRIPTION	CHK'D BY
ENLARGED BRIDGE DETAILS	PD5

ARCH.	ENG.	JOB NO.
HABITAT	PLATINUM ENG.	390

CUSTOMER	SHT. NO.
WEIR BROS.	202d



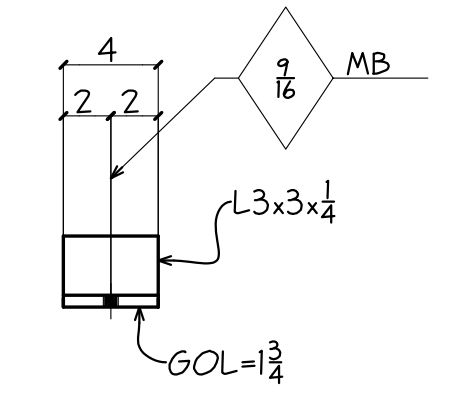
ONE - LADDER - 18A



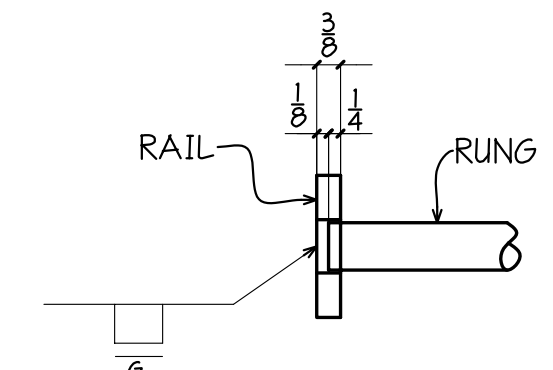
ONE - LADDER - 18B

BILL OF MATERIAL

SHIP MARK	PIECE MARK	QTY	DESCRIPTION	LENGTH	REMARKS	PAGE-LINE
18A		1	LADDER			
	PA	2	PL 3x3	18'-9	BEND	
	PB	6	PL 3x3	0'-11	BEND	
	MA	16	3/4" ROD	1'-4 1/2		
18B		1	LADDER			
	PB	6	PL 3x3	0'-11	BEND	
	PC	2	PL 3x3	16'-7	BEND	
	PD	2	PL 3x12	2'-0		
	PF	2	PL 3x3	2'-5		
	MA	14	3/4" ROD	1'-4 1/2		
18C		2	L3x3x1/4	0'-4		
			FIELD BOLTS			
		4	5/8" EXP. ANCH.	0'-3 3/4	HILTI KB3	
		2	1/2" SCR. ANCH.	0'-2 1/2	HILTI HUS-H	
		12	3/8" LAG BOLT	0'-4		



2 - CLIP ANGLES - 18C



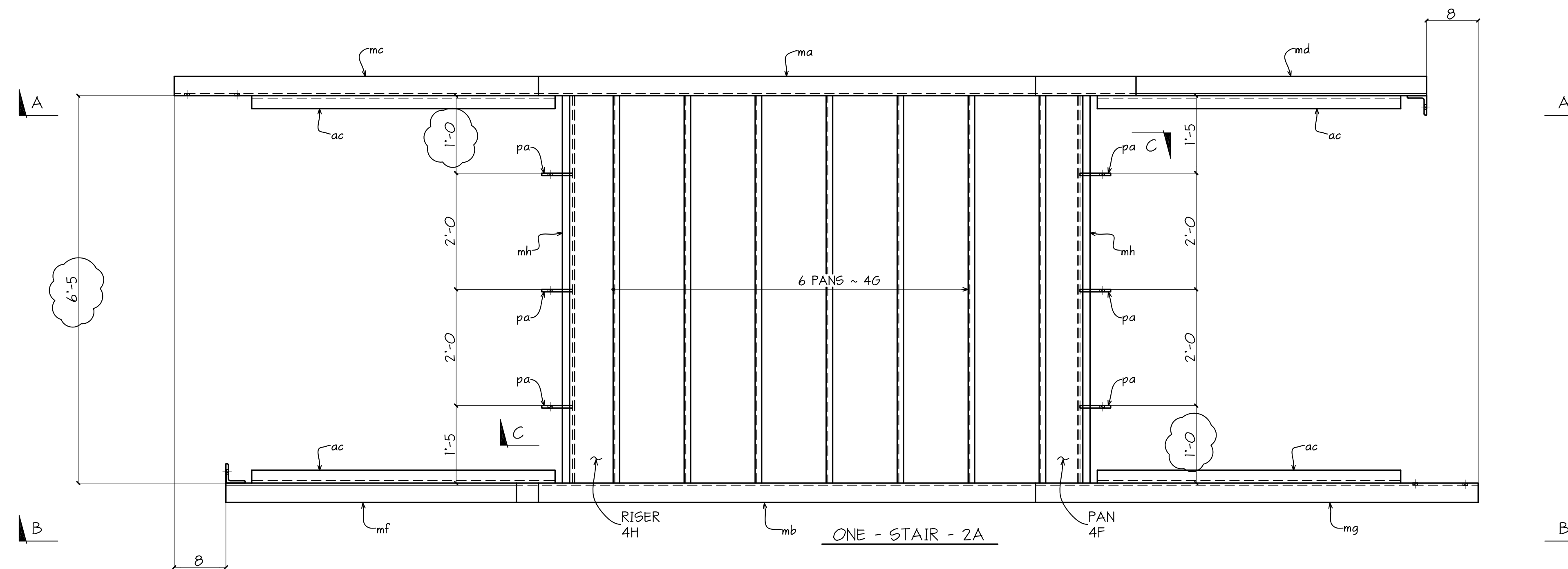
DETAIL - 1"

SHOP NOTE:
DEBURR ALL WELDS,
BURRS & SHARP EDGES

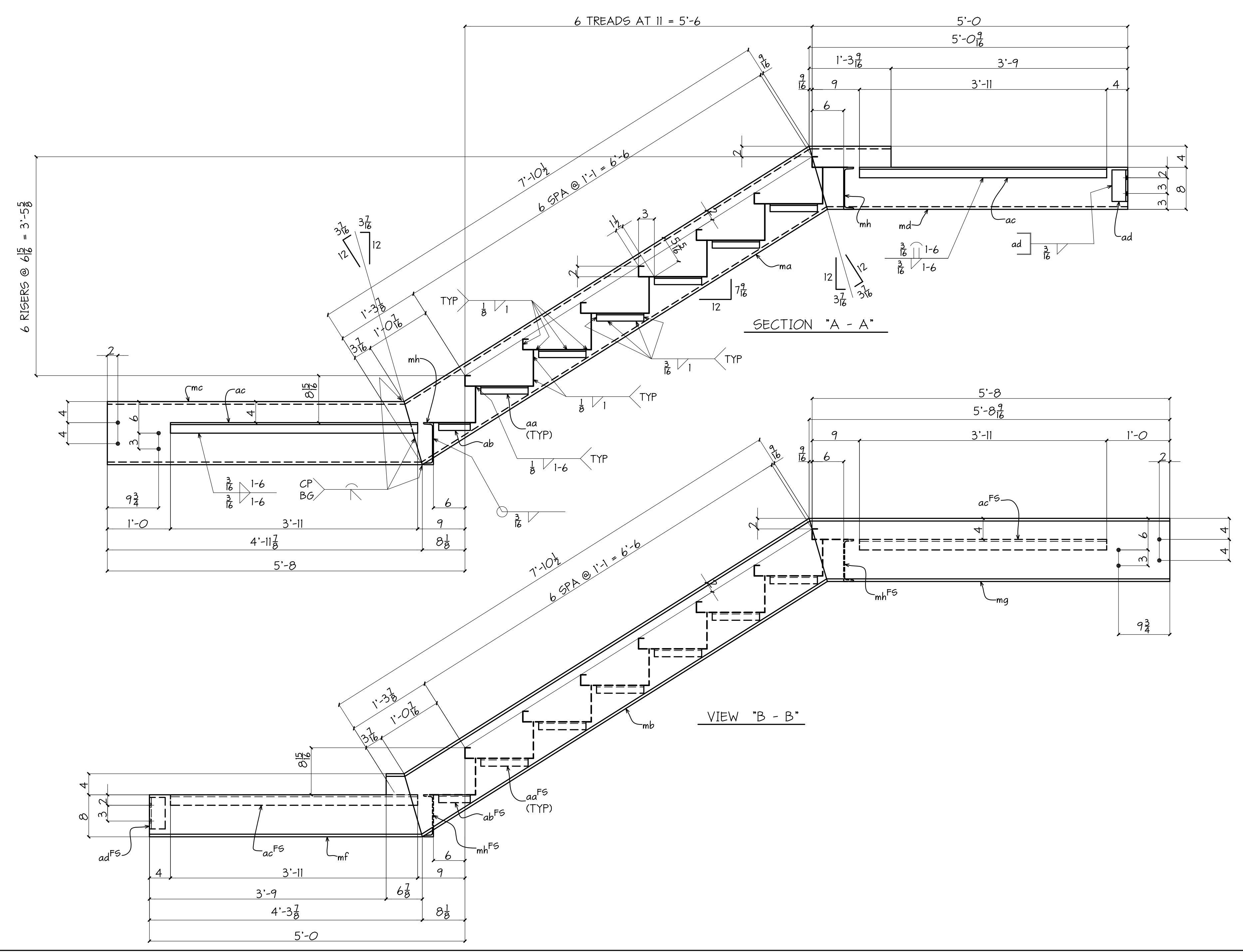
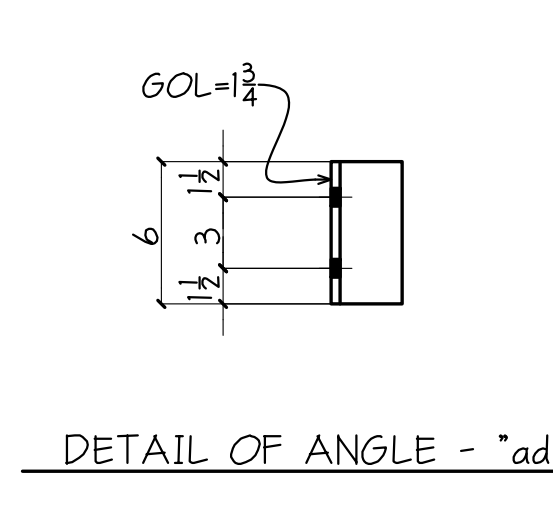
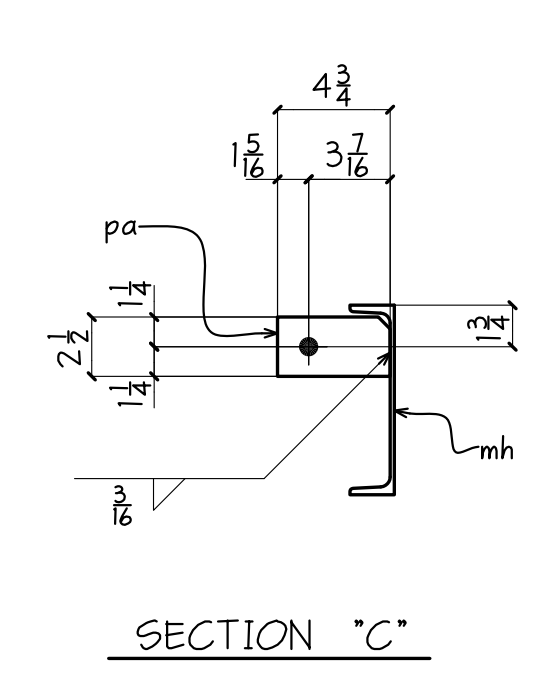
ALL STEEL IS GRADE A36 UN.

REVISIONS		PRINT RECORD			
NO.	DATE	DESCRIPTION	DATE	QTY.	ISSUED

PAINT	1 - S.C. PRIMER	HOLES UN	1/16 MB	WELD UN	E70-XX	DATE	06-06-11
PROJECT	GENERAL ATOMICS BLDG 21 PHASE 2 14004 KIRKHAM WAY POWAY, CALIFORNIA 92064					DRAWN BY	EM
DESCRIPTION	LADDERS					CHKD BY	PDS
ARCH.	SMITH CONSULTING	ENG.	PRIME STRUCTURAL	JOB NO.	685		
CUSTOMER	PCL CONSTRUCTION SERVICES					SHT. NO.	18



BILL OF MATERIAL					
SHIP MARK	PIECE MARK	QTY	DESCRIPTION	LENGTH	PAGE-LINE
	2A	1	STAIR ASSY		
	ma	1	C12x20.7	7'-10 1/2	
	mb	1	C12x20.7	7'-10 1/2	
	mc	1	C12x20.7	4'-11 5/8	
	md	1	C12x20.7	5'-0 1/2	
	mf	1	C12x20.7	4'-3 3/8	
	mg	1	C12x20.7	5'-8 1/2	
	mh	2	MCBx8.5	6'-5	
	pa	6	L2x2 1/2	0'-4 1/2	
	aa	12	L1 1/2 x 1 1/2	0'-9	
	ab	2	L1 1/2 x 1 1/2	0'-6	
	ac	4	L2x2 x 3/8	3'-11	
	ad	2	L3x3 x 3/8	0'-6	
	4G	6	PAN		
	4F	1	PAN		
	4H	1	RISER		



WELD TAIL —Px OR —Px INDICATES WELDING AT 2 EDGES
 WELD TAIL —Px INDICATES WELDING AT 3 EDGES

WELDING LEGEND

ALL STEEL IS GRADE A36 U.N.
 ALL WIDE FLANGE STEEL IS GRADE A992 U.N.
 ALL TUBE STEEL IS GRADE A500-B U.N.

REVISIONS		PRINT RECORD	
NO.	DATE	DESCRIPTION	DATE
1	10-6-05	REVISED STAIR WIDTH	

PAINT	PER SPECS	HOLES UN. 1/8 MB	WELD UN. E70-LH	APPL	SHOP
PROJECT	2200 FARADAY LOBBY STAIR CARLSBAD, CALIFORNIA			DATE	08-05-05
DESCRIPTION	STAIR ASSEMBLY			DRAWN BY	EM
ARCH.	donald pitman design, inc.	ENG.	HOPE ENGINEERING	CHKD BY	PDS
CUSTOMER	BURGER CONSTRUCTION			JOB NO.	361
				SHT. NO.	2